


**Summary Institution-Level Pass Rate Data: Traditional Teacher Preparation Program Within IHE**


		<b>HEOA - Title II 2018 - 2019 Academic Year</b>				
<b>Institution Name</b>		LIPSCOMB UNIVERSITY				
<b>Institution Code</b>		1161				
<b>State</b>		Tennessee				
<i>February 3, 2020</i>						
				<b>Statewide</b>		
<b>Group</b>	<b>Number Taking Assessment<sup>1</sup></b>	<b>Number Passing Assessment<sup>2</sup></b>	<b>Institutional Pass Rate</b>	<b>Number Taking Assessment<sup>1</sup></b>	<b>Number Passing Assessment<sup>2</sup></b>	<b>Statewide Pass Rate</b>
All program completers, 2018-19	65	65	100%	2040	1996	98%
All program completers, 2017-18	67	67	100%	2133	2097	98%
All program completers, 2016-17	65	65	100%	2262	2218	98%

Note: In cases where there are less than ten students taking the assessment or license/certificate, the number passing and pass rate are not reported.

<sup>1</sup> Number of completers taking one or more assessments within their area of specialization.

<sup>2</sup> Summary level "Number Taking Assessment" may differ from assessment level "Number Taking Assessment" because each student is counted once at the summary level but may be counted in multiple assessments at the assessment level.

**Single Assessment Institution-Level Pass Rate Data: Traditional Teacher Preparation Program Within IHE**

	<b>HEOA - Title II 2018 - 2019 Academic Year</b>
	<b>Institution Name</b>
	<b>Institution Code</b>
	<b>State</b>

LIPSCOMB UNIVERSITY


1161

Tennessee


February 3, 2020

Assessment Information <sup>1</sup>	Group	Number Taking Assessment	Number Passing Assessment	Institutional Pass Rate	Institutional Average Scaled Score	Assessment Cut Score <sup>2</sup>	Statewide			
							Number Taking Assessment	Number Passing Assessment	Statewide Pass Rate	Statewide Average Scaled Score
<b>AGRICULTURE (5701)</b>  Test Company: ETS Score Range: 100-200	All enrolled students who have completed all nonclinical courses, 2018-19						1			
	Other enrolled students, 2018-19						6			
	All program completers, 2018-19						18	18	100%	164
	All program completers, 2017-18						14	14	100%	166
	All program completers, 2016-17						12	12	100%	171
<b>ART CONTENT AND ANALYSIS (5135)</b>  Test Company: ETS Score Range: 100-200	All enrolled students who have completed all nonclinical courses, 2018-19						7			
	Other enrolled students, 2018-19	3				161	24	16	67%	165
	All program completers, 2018-19	2				161	36	36	100%	170
	All program completers, 2017-18	1				161	33	32	97%	171
	All program completers, 2016-17	1				157	39	38	97%	170
<b>BIOLOGY CONTENT KNOWLEDGE (0235)</b>  Test Company: ETS Score Range: 100-200	All enrolled students who have completed all nonclinical courses, 2018-19						10	10	100%	162
	Other enrolled students, 2018-19	2				148	31	29	94%	162
	All program completers, 2018-19	1				148	52	51	98%	166
	All program completers, 2017-18	4				148	54	54	100%	165
	All program completers, 2016-17	1				148	62	62	100%	168
<b>BUSINESS ED CONTENT KNOWLEDGE (5101)</b>  Test Company: ETS Score Range: 100-200	All enrolled students who have completed all nonclinical courses, 2018-19						6			
	Other enrolled students, 2018-19	1				154	6			
	All program completers, 2018-19						15	15	100%	174
	All program completers, 2017-18						16	16	100%	170
	All program completers, 2016-17						19	19	100%	177

Single Assessment Institution-Level Pass Rate Data: *Traditional Teacher Preparation Program Within IHE*

		<b>HEOA - Title II 2018 - 2019 Academic Year</b>													
Institution Name		LIPSCOMB UNIVERSITY													
Institution Code		1161													
State		Tennessee													
							February 3, 2020								
Assessment Information <sup>1</sup>		Group					Statewide								
							Number Taking Assessment	Number Passing Assessment	Institutional Pass Rate	Institutional Average Scaled Score	Assessment Cut Score <sup>2</sup>	Number Taking Assessment	Number Passing Assessment	Statewide Pass Rate	Statewide Average Scaled Score
<b>CHEMISTRY CONTENT KNOWLEDGE (0245)</b>  Test Company: ETS Score Range: 100-200		All enrolled students who have completed all nonclinical courses, 2018-19										1			
		Other enrolled students, 2018-19										7			
		All program completers, 2018-19										17	17	100%	168
		All program completers, 2017-18										12	10	83%	167
		All program completers, 2016-17										18	18	100%	168
<b>CHINESE (MANDARIN) WORLD LANGUAGE (5665)</b>  Test Company: ETS Score Range: 100-200		All enrolled students who have completed all nonclinical courses, 2018-19													
		Other enrolled students, 2018-19										1			
		All program completers, 2018-19													
		All program completers, 2017-18													
		All program completers, 2016-17										2			
<b>EARTH AND SPACE SCIENCES - CK (5571)</b>  Test Company: ETS Score Range: 100-200		All enrolled students who have completed all nonclinical courses, 2018-19													
		Other enrolled students, 2018-19										1			
		All program completers, 2018-19										3			
		All program completers, 2017-18										2			
		All program completers, 2016-17										4			
<b>ECONOMICS (5911)</b>  Test Company: ETS Score Range: 100-200		All enrolled students who have completed all nonclinical courses, 2018-19													
		Other enrolled students, 2018-19										1			
		All program completers, 2018-19										1			
		All program completers, 2017-18										1			
		All program completers, 2016-17										1			


Single Assessment Institution-Level Pass Rate Data: *Traditional Teacher Preparation Program Within IHE*

	<b>HEOA - Title II 2018 - 2019 Academic Year</b>	
	Institution Name	LIPSCOMB UNIVERSITY
	Institution Code	1161
	State	Tennessee

February 3, 2020

Assessment Information <sup>1</sup>	Group	Number Taking Assessment	Number Passing Assessment	Institutional Pass Rate	Institutional Average Scaled Score	Assessment Cut Score <sup>2</sup>	Statewide				
							Number Taking Assessment	Number Passing Assessment	Statewide Pass Rate	Statewide Average Scaled Score	
<b>ED OF DEAF AND HARD OF HEARING (5272)</b>  Test Company: ETS Score Range: 100-200	All enrolled students who have completed all nonclinical courses, 2018-19										
	Other enrolled students, 2018-19						11	9	82%	168	
	All program completers, 2018-19						8				
	All program completers, 2017-18						1				
	All program completers, 2016-17						6				
<b>EDUCATION OF YOUNG CHILDREN (DISCONTINUED) (5021)</b>  Test Company: ETS Score Range: 100-200	All enrolled students who have completed all nonclinical courses, 2018-19										
	Other enrolled students, 2018-19										
	All program completers, 2018-19										
	All program completers, 2017-18						1				
	All program completers, 2016-17						4				
<b>EDUCATION OF YOUNG CHILDREN (5024)</b>  Test Company: ETS Score Range: 100-200	All enrolled students who have completed all nonclinical courses, 2018-19	3				160	54	51	94%	170	
	Other enrolled students, 2018-19	3				160	105	89	85%	170	
	All program completers, 2018-19	4				160	168	163	97%	172	
	All program completers, 2017-18	5				160	233	232	100%	172	
	All program completers, 2016-17	2				160	237	230	97%	172	
<b>ELEM ED CONTENT KNOWLEDGE (DISCONTINUED) (5014)</b>  Test Company: ETS Score Range: 100-200	All enrolled students who have completed all nonclinical courses, 2018-19										
	Other enrolled students, 2018-19										
	All program completers, 2018-19										
	All program completers, 2017-18						3				
	All program completers, 2016-17						41	41	100%	159	


**Single Assessment Institution-Level Pass Rate Data: Traditional Teacher Preparation Program Within IHE**

	<b>HEOA - Title II 2018 - 2019 Academic Year</b>
	<b>Institution Name</b> LIPSCOMB UNIVERSITY
	<b>Institution Code</b> 1161
	<b>State</b> Tennessee

February 3, 2020

Assessment Information <sup>1</sup>	Group	Number Taking Assessment	Number Passing Assessment	Institutional Pass Rate	Institutional Average Scaled Score	Assessment Cut Score <sup>2</sup>	Statewide			
							Number Taking Assessment	Number Passing Assessment	Statewide Pass Rate	Statewide Average Scaled Score
<b>ELEM ED CONTENT KNOWLEDGE (5018)</b>  Test Company: ETS Score Range: 100-200	All enrolled students who have completed all nonclinical courses, 2018-19	9				163	316	273	86%	170
	Other enrolled students, 2018-19	38	33	87%	173	163	681	567	83%	171
	All program completers, 2018-19	37	37	100%	174	163	1084	1074	99%	174
	All program completers, 2017-18	30	30	100%	174	163	1137	1122	99%	174
	All program completers, 2016-17	39	39	100%	175	163	1121	1103	98%	174
<b>ELEM ED CURR INSTRUC ASSESSMENT (DISC) (0011)</b>  Test Company: ETS Score Range: 100-200	All enrolled students who have completed all nonclinical courses, 2018-19									
	Other enrolled students, 2018-19									
	All program completers, 2018-19									
	All program completers, 2017-18									
	All program completers, 2016-17						5			
<b>ELEM ED CURR INSTRUC ASSESSMENT (5017)</b>  Test Company: ETS Score Range: 100-200	All enrolled students who have completed all nonclinical courses, 2018-19	5				153	158	158	100%	170
	Other enrolled students, 2018-19	7				153	131	117	89%	169
	All program completers, 2018-19	32	32	100%	173	153	901	901	100%	172
	All program completers, 2017-18	25	25	100%	176	153	896	894	100%	172
	All program completers, 2016-17	37	37	100%	173	153	904	901	100%	172
<b>ELEM ED MULTI SUBJ MATHEMATICS (5003)</b>  Test Company: ETS Score Range: 100-200	All enrolled students who have completed all nonclinical courses, 2018-19						38	33	87%	173
	Other enrolled students, 2018-19	5				157	45	42	93%	176
	All program completers, 2018-19						9			
	All program completers, 2017-18									
	All program completers, 2016-17									


**Single Assessment Institution-Level Pass Rate Data: Traditional Teacher Preparation Program Within IHE**

	<b>HEOA - Title II 2018 - 2019 Academic Year</b>
	<b>Institution Name</b> LIPSCOMB UNIVERSITY
	<b>Institution Code</b> 1161
	<b>State</b> Tennessee

February 3, 2020

Assessment Information <sup>1</sup>	Group	Number Taking Assessment	Number Passing Assessment	Institutional Pass Rate	Institutional Average Scaled Score	Assessment Cut Score <sup>2</sup>	Statewide			
							Number Taking Assessment	Number Passing Assessment	Statewide Pass Rate	Statewide Average Scaled Score
<b>ELEM ED MULTI SUBJ READING LANG ARTS (5002)</b>  Test Company: ETS Score Range: 100-200	All enrolled students who have completed all nonclinical courses, 2018-19						40	39	98%	172
	Other enrolled students, 2018-19	6				157	46	42	91%	170
	All program completers, 2018-19						9			
	All program completers, 2017-18									
	All program completers, 2016-17									
<b>ELEM ED MULTI SUBJ SCIENCES (5005)</b>  Test Company: ETS Score Range: 100-200	All enrolled students who have completed all nonclinical courses, 2018-19						38	36	95%	172
	Other enrolled students, 2018-19	4				159	40	32	80%	169
	All program completers, 2018-19						8			
	All program completers, 2017-18									
	All program completers, 2016-17									
<b>ELEM ED MULTI SUBJ SOCIAL STUDIES (5004)</b>  Test Company: ETS Score Range: 100-200	All enrolled students who have completed all nonclinical courses, 2018-19						38	36	95%	170
	Other enrolled students, 2018-19	3				155	39	30	77%	164
	All program completers, 2018-19						9			
	All program completers, 2017-18									
	All program completers, 2016-17									
<b>ENG LANG LIT COMP CONTENT KNOWLEDGE (DISC) (0041)</b>  Test Company: ETS Score Range: 100-200	All enrolled students who have completed all nonclinical courses, 2018-19									
	Other enrolled students, 2018-19									
	All program completers, 2018-19									
	All program completers, 2017-18									
	All program completers, 2016-17						2			

**Single Assessment Institution-Level Pass Rate Data: Traditional Teacher Preparation Program Within IHE**

	<b>HEOA - Title II 2018 - 2019 Academic Year</b>
	<b>Institution Name</b>
	<b>Institution Code</b>
	<b>State</b>

LIPSCOMB UNIVERSITY


1161

Tennessee

February 3, 2020

Assessment Information <sup>1</sup>	Group	Number Taking Assessment	Number Passing Assessment	Institutional Pass Rate	Institutional Average Scaled Score	Assessment Cut Score <sup>2</sup>	Statewide			
							Number Taking Assessment	Number Passing Assessment	Statewide Pass Rate	Statewide Average Scaled Score
<b>ENGLISH LANGUAGE ARTS: CK (5038)</b>  Test Company: ETS Score Range: 100-200	All enrolled students who have completed all nonclinical courses, 2018-19	1				167	37	36	97%	179
	Other enrolled students, 2018-19	3				167	77	75	97%	181
	All program completers, 2018-19	3				167	137	137	100%	181
	All program completers, 2017-18	4				167	124	124	100%	183
	All program completers, 2016-17	5				167	150	150	100%	182
<b>ENGLISH TO SPEAKERS OF OTHER LANGUAGES (DISC) (5361)</b>  Test Company: ETS Score Range: 100-200	All enrolled students who have completed all nonclinical courses, 2018-19									
	Other enrolled students, 2018-19									
	All program completers, 2018-19						1			
	All program completers, 2017-18	9				143	24	24	100%	162
	All program completers, 2016-17	34	34	100%	155	143	67	67	100%	159
<b>ENGLISH TO SPEAKERS OF OTHER LANGUAGES (5362)</b>  Test Company: ETS Score Range: 100-200	All enrolled students who have completed all nonclinical courses, 2018-19	4				155	9			
	Other enrolled students, 2018-19	14	13	93%	173	155	26	25	96%	175
	All program completers, 2018-19	30	30	100%	171	155	83	83	100%	176
	All program completers, 2017-18	25	25	100%	172	155	70	70	100%	176
	All program completers, 2016-17	1				155	12	12	100%	184
<b>FAMILY AND CONSUMER SCIENCES (5122)</b>  Test Company: ETS Score Range: 100-200	All enrolled students who have completed all nonclinical courses, 2018-19									
	Other enrolled students, 2018-19						2			
	All program completers, 2018-19						1			
	All program completers, 2017-18						9			
	All program completers, 2016-17						7			

**Single Assessment Institution-Level Pass Rate Data: Traditional Teacher Preparation Program Within IHE**


	<b>HEOA - Title II 2018 - 2019 Academic Year</b>
	LIPSCOMB UNIVERSITY
	1161
	Tennessee

February 3, 2020


Assessment Information <sup>1</sup>	Group	Number Taking Assessment	Number Passing Assessment	Institutional Pass Rate	Institutional Average Scaled Score	Assessment Cut Score <sup>2</sup>	Statewide			
							Number Taking Assessment	Number Passing Assessment	Statewide Pass Rate	Statewide Average Scaled Score
<b>FRENCH WORLD LANGUAGE (5174)</b>  Test Company: ETS Score Range: 100-200	All enrolled students who have completed all nonclinical courses, 2018-19									
	Other enrolled students, 2018-19									
	All program completers, 2018-19						2			
	All program completers, 2017-18						2			
	All program completers, 2016-17	2				156	5			
<b>GEOGRAPHY (5921)</b>  Test Company: ETS Score Range: 100-200	All enrolled students who have completed all nonclinical courses, 2018-19						1			
	Other enrolled students, 2018-19						1			
	All program completers, 2018-19						2			
	All program completers, 2017-18						6			
	All program completers, 2016-17						5			
<b>GERMAN WORLD LANGUAGE (5183)</b>  Test Company: ETS Score Range: 100-200	All enrolled students who have completed all nonclinical courses, 2018-19									
	Other enrolled students, 2018-19						1			
	All program completers, 2018-19									
	All program completers, 2017-18									
	All program completers, 2016-17									
<b>GIFTED EDUCATION (5358)</b>  Test Company: ETS Score Range: 100-200	All enrolled students who have completed all nonclinical courses, 2018-19									
	Other enrolled students, 2018-19									
	All program completers, 2018-19									
	All program completers, 2017-18						1			
	All program completers, 2016-17									



**Single Assessment Institution-Level Pass Rate Data: Traditional Teacher Preparation Program Within IHE**

		<p align="center"><b>HEOA - Title II 2018 - 2019 Academic Year</b></p>								
<b>Institution Name</b>		LIPSCOMB UNIVERSITY								
<b>Institution Code</b>		1161								
<b>State</b>		Tennessee								
							February 3, 2020			
Assessment Information <sup>1</sup>	Group	Number Taking Assessment	Number Passing Assessment	Institutional Pass Rate	Institutional Average Scaled Score	Assessment Cut Score <sup>2</sup>	Statewide			
							Number Taking Assessment	Number Passing Assessment	Statewide Pass Rate	Statewide Average Scaled Score
<b>GOVERNMENT POLITICAL SCIENCE (5931)</b>  Test Company: ETS Score Range: 100-200	All enrolled students who have completed all nonclinical courses, 2018-19						1			
	Other enrolled students, 2018-19						4			
	All program completers, 2018-19	4				149	14	14	100%	172
	All program completers, 2017-18						12	12	100%	171
	All program completers, 2016-17						15	15	100%	166
<b>HEALTH EDUCATION (5551)</b>  Test Company: ETS Score Range: 100-200	All enrolled students who have completed all nonclinical courses, 2018-19						8			
	Other enrolled students, 2018-19	1				144	6			
	All program completers, 2018-19	1				144	22	22	100%	161
	All program completers, 2017-18	5				144	36	36	100%	164
	All program completers, 2016-17	2				144	40	40	100%	160
<b>LATIN (5601)</b>  Test Company: ETS Score Range: 100-200	All enrolled students who have completed all nonclinical courses, 2018-19									
	Other enrolled students, 2018-19									
	All program completers, 2018-19						2			
	All program completers, 2017-18						1			
	All program completers, 2016-17						3			
<b>LIBRARY MEDIA SPECIALIST (5311)</b>  Test Company: ETS Score Range: 100-200	All enrolled students who have completed all nonclinical courses, 2018-19									
	Other enrolled students, 2018-19						1			
	All program completers, 2018-19						3			
	All program completers, 2017-18						6			
	All program completers, 2016-17									


Single Assessment Institution-Level Pass Rate Data: *Traditional Teacher Preparation Program Within IHE*

	<b>HEOA - Title II 2018 - 2019 Academic Year</b>	
	Institution Name	LIPSCOMB UNIVERSITY
	Institution Code	1161
	State	Tennessee

February 3, 2020

Assessment Information <sup>1</sup>	Group	Number Taking Assessment	Number Passing Assessment	Institutional Pass Rate	Institutional Average Scaled Score	Assessment Cut Score <sup>2</sup>	Statewide			
							Number Taking Assessment	Number Passing Assessment	Statewide Pass Rate	Statewide Average Scaled Score
<b>MATHEMATICS CONTENT KNOWLEDGE (5161)</b>  Test Company: ETS Score Range: 100-200	All enrolled students who have completed all nonclinical courses, 2018-19						10	6	60%	157
	Other enrolled students, 2018-19	2				160	45	27	60%	161
	All program completers, 2018-19	1				160	51	50	98%	170
	All program completers, 2017-18	2				160	63	62	98%	170
	All program completers, 2016-17	3				160	72	69	96%	168
<b>MIDDLE SCHOOL CONTENT KNOWLEDGE (5146)</b>  Test Company: ETS Score Range: 100-200	All enrolled students who have completed all nonclinical courses, 2018-19									
	Other enrolled students, 2018-19						4			
	All program completers, 2018-19						2			
	All program completers, 2017-18	5				150	53	50	94%	163
	All program completers, 2016-17	3				150	125	125	100%	167
<b>MIDDLE SCHOOL ENG LANG ARTS (5047)</b>  Test Company: ETS Score Range: 100-200	All enrolled students who have completed all nonclinical courses, 2018-19						1			
	Other enrolled students, 2018-19	3				164	6			
	All program completers, 2018-19						5			
	All program completers, 2017-18	1				164	4			
	All program completers, 2016-17	1				164	1			
<b>MIDDLE SCHOOL MATHEMATICS (5169)</b>  Test Company: ETS Score Range: 100-200	All enrolled students who have completed all nonclinical courses, 2018-19						12	11	92%	168
	Other enrolled students, 2018-19	1				165	26	21	81%	173
	All program completers, 2018-19	3				165	32	32	100%	175
	All program completers, 2017-18	1				165	12	12	100%	173
	All program completers, 2016-17	1				165	4			


**Single Assessment Institution-Level Pass Rate Data: Traditional Teacher Preparation Program Within IHE**

	<b>HEOA - Title II 2018 - 2019 Academic Year</b>
	LIPSCOMB UNIVERSITY
	1161
	Tennessee

February 3, 2020

Assessment Information <sup>1</sup>	Group	Number Taking Assessment	Number Passing Assessment	Institutional Pass Rate	Institutional Average Scaled Score	Assessment Cut Score <sup>2</sup>	Statewide			
							Number Taking Assessment	Number Passing Assessment	Statewide Pass Rate	Statewide Average Scaled Score
<b>MIDDLE SCHOOL SCIENCE (5440)</b>  Test Company: ETS Score Range: 100-200	All enrolled students who have completed all nonclinical courses, 2018-19						1			
	Other enrolled students, 2018-19	1				150	9			
	All program completers, 2018-19						9			
	All program completers, 2017-18						8			
	All program completers, 2016-17						1			
<b>MIDDLE SCHOOL SOCIAL STUDIES (5089)</b>  Test Company: ETS Score Range: 100-200	All enrolled students who have completed all nonclinical courses, 2018-19						1			
	Other enrolled students, 2018-19	2				146	7			
	All program completers, 2018-19	1				146	7			
	All program completers, 2017-18						4			
	All program completers, 2016-17									
<b>MUSIC CONTENT &amp; INSTRUCTION (5114)</b>  Test Company: ETS Score Range: 100-200	All enrolled students who have completed all nonclinical courses, 2018-19	3				162	17	17	100%	172
	Other enrolled students, 2018-19	1				162	48	34	71%	165
	All program completers, 2018-19	3				162	117	115	98%	171
	All program completers, 2017-18	3				162	99	99	100%	170
	All program completers, 2016-17	2				162	142	134	94%	170
<b>PHYSICAL ED CONTENT AND DESIGN (5095)</b>  Test Company: ETS Score Range: 100-200	All enrolled students who have completed all nonclinical courses, 2018-19	1				169	28	23	82%	173
	Other enrolled students, 2018-19	3				169	39	23	59%	168
	All program completers, 2018-19						83	79	95%	174
	All program completers, 2017-18	5				169	80	76	95%	172
	All program completers, 2016-17	2				164	102	100	98%	170

**Single Assessment Institution-Level Pass Rate Data: Traditional Teacher Preparation Program Within IHE**

	<b>HEOA - Title II 2018 - 2019 Academic Year</b>
	<b>Institution Name</b>
	<b>Institution Code</b>
	<b>State</b>

LIPSCOMB UNIVERSITY


1161

Tennessee

February 3, 2020

Assessment Information <sup>1</sup>	Group	Number Taking Assessment	Number Passing Assessment	Institutional Pass Rate	Institutional Average Scaled Score	Assessment Cut Score <sup>2</sup>	Statewide			
							Number Taking Assessment	Number Passing Assessment	Statewide Pass Rate	Statewide Average Scaled Score
<b>PHYSICS CONTENT KNOWLEDGE (5265)</b>  Test Company: ETS Score Range: 100-200	All enrolled students who have completed all nonclinical courses, 2018-19									
	Other enrolled students, 2018-19									
	All program completers, 2018-19						7			
	All program completers, 2017-18						3			
	All program completers, 2016-17						7			
<b>PRINC LEARNING AND TEACHING 5-9 (5623)</b>  Test Company: ETS Score Range: 100-200	All enrolled students who have completed all nonclinical courses, 2018-19						2			
	Other enrolled students, 2018-19						8			
	All program completers, 2018-19						31	30	97%	173
	All program completers, 2017-18	5				160	63	62	98%	174
	All program completers, 2016-17	4				158	110	108	98%	175
<b>PRINC LEARNING AND TEACHING 7-12 (5624)</b>  Test Company: ETS Score Range: 100-200	All enrolled students who have completed all nonclinical courses, 2018-19						34	34	100%	174
	Other enrolled students, 2018-19	1				157	65	62	95%	170
	All program completers, 2018-19	2				157	215	214	100%	176
	All program completers, 2017-18	13	13	100%	180	157	412	410	100%	177
	All program completers, 2016-17	18	18	100%	177	155	620	618	100%	175
<b>PRINC LEARNING AND TEACHING EARLY CHILD (5621)</b>  Test Company: ETS Score Range: 100-200	All enrolled students who have completed all nonclinical courses, 2018-19						9			
	Other enrolled students, 2018-19	1				157	19	14	74%	164
	All program completers, 2018-19	1				157	52	51	98%	170
	All program completers, 2017-18	1				157	181	181	100%	171
	All program completers, 2016-17	3				155	204	201	99%	169

**Single Assessment Institution-Level Pass Rate Data: Traditional Teacher Preparation Program Within IHE**

	<b>HEOA - Title II 2018 - 2019 Academic Year</b>
	<b>Institution Name</b>
	<b>Institution Code</b>
	<b>State</b>

LIPSCOMB UNIVERSITY


1161

Tennessee

February 3, 2020

Assessment Information <sup>1</sup>	Group	Number Taking Assessment	Number Passing Assessment	Institutional Pass Rate	Institutional Average Scaled Score	Assessment Cut Score <sup>2</sup>	Statewide			
							Number Taking Assessment	Number Passing Assessment	Statewide Pass Rate	Statewide Average Scaled Score
<b>PRINC LEARNING AND TEACHING K-6 (5622)</b>  Test Company: ETS Score Range: 100-200	All enrolled students who have completed all nonclinical courses, 2018-19						81	78	96%	175
	Other enrolled students, 2018-19	1				160	109	91	83%	170
	All program completers, 2018-19	1				160	360	357	99%	177
	All program completers, 2017-18	17	17	100%	177	160	604	603	100%	176
	All program completers, 2016-17	40	40	100%	178	158	1040	1038	100%	176
<b>PSYCHOLOGY (5391)</b>  Test Company: ETS Score Range: 100-200	All enrolled students who have completed all nonclinical courses, 2018-19									
	Other enrolled students, 2018-19						3			
	All program completers, 2018-19						5			
	All program completers, 2017-18						1			
	All program completers, 2016-17						2			
<b>READING ACROSS CURRICULUM ELEM (5201)</b>  Test Company: ETS Score Range: 100-200	All enrolled students who have completed all nonclinical courses, 2018-19									
	Other enrolled students, 2018-19									
	All program completers, 2018-19									
	All program completers, 2017-18									
	All program completers, 2016-17						4			
<b>SE CK AND MILD TO MODERATE APPL (5543)</b>  Test Company: ETS Score Range: 100-200	All enrolled students who have completed all nonclinical courses, 2018-19	1				158	64	61	95%	169
	Other enrolled students, 2018-19	12	9	75%	164	158	62	52	84%	169
	All program completers, 2018-19	6				158	143	143	100%	175
	All program completers, 2017-18	5				158	140	140	100%	173
	All program completers, 2016-17	3				153	128	127	99%	174

**Single Assessment Institution-Level Pass Rate Data: Traditional Teacher Preparation Program Within IHE**

	<b>HEOA - Title II 2018 - 2019 Academic Year</b>
	<b>Institution Name</b>
	<b>Institution Code</b>
	<b>State</b>

LIPSCOMB UNIVERSITY


1161

Tennessee

February 3, 2020

Assessment Information <sup>1</sup>	Group	Number Taking Assessment	Number Passing Assessment	Institutional Pass Rate	Institutional Average Scaled Score	Assessment Cut Score <sup>2</sup>	Statewide			
							Number Taking Assessment	Number Passing Assessment	Statewide Pass Rate	Statewide Average Scaled Score
<b>SE CK AND SEVERE TO PROF APPL (5545)</b>  Test Company: ETS Score Range: 100-200	All enrolled students who have completed all nonclinical courses, 2018-19						6			
	Other enrolled students, 2018-19						41	41	100%	181
	All program completers, 2018-19						77	77	100%	178
	All program completers, 2017-18						92	92	100%	178
	All program completers, 2016-17						85	85	100%	179
<b>SE CORE KNOWLEDGE &amp; APPLICATIONS (5354)</b>  Test Company: ETS Score Range: 100-200	All enrolled students who have completed all nonclinical courses, 2018-19						16	16	100%	171
	Other enrolled students, 2018-19						39	38	97%	174
	All program completers, 2018-19						52	52	100%	176
	All program completers, 2017-18						94	94	100%	174
	All program completers, 2016-17						84	84	100%	173
<b>SE TEACHING STU WVISUAL IMPAIRMENT (5282)</b>  Test Company: ETS Score Range: 100-200	All enrolled students who have completed all nonclinical courses, 2018-19									
	Other enrolled students, 2018-19									
	All program completers, 2018-19						2			
	All program completers, 2017-18						1			
	All program completers, 2016-17						1			
<b>SE: PRESCHOOL EARLY CHILDHOOD (5691)</b>  Test Company: ETS Score Range: 100-200	All enrolled students who have completed all nonclinical courses, 2018-19						17	17	100%	171
	Other enrolled students, 2018-19						31	29	94%	170
	All program completers, 2018-19						44	44	100%	174
	All program completers, 2017-18						96	96	100%	173
	All program completers, 2016-17						84	82	98%	171

**Single Assessment Institution-Level Pass Rate Data: Traditional Teacher Preparation Program Within IHE**

	<b>HEOA - Title II 2018 - 2019 Academic Year</b>
	<b>Institution Name</b>
	<b>Institution Code</b>
	<b>State</b>

LIPSCOMB UNIVERSITY


1161

Tennessee

February 3, 2020


Assessment Information <sup>1</sup>	Group	Number Taking Assessment	Number Passing Assessment	Institutional Pass Rate	Institutional Average Scaled Score	Assessment Cut Score <sup>2</sup>	Statewide			
							Number Taking Assessment	Number Passing Assessment	Statewide Pass Rate	Statewide Average Scaled Score
<b>SOCIOLOGY (5952)</b>  Test Company: ETS Score Range: 100-200	All enrolled students who have completed all nonclinical courses, 2018-19									
	Other enrolled students, 2018-19									
	All program completers, 2018-19									
	All program completers, 2017-18									
	All program completers, 2016-17						1			
<b>SPANISH WORLD LANGUAGE (5195)</b>  Test Company: ETS Score Range: 100-200	All enrolled students who have completed all nonclinical courses, 2018-19						1			
	Other enrolled students, 2018-19	3				163	17	9	53%	167
	All program completers, 2018-19	1				163	11	9	82%	172
	All program completers, 2017-18	1				163	14	13	93%	174
	All program completers, 2016-17	1				163	15	13	87%	172
<b>SPEECH LANGUAGE PATHOLOGY (5331)</b>  Test Company: ETS Score Range: 100-200	All enrolled students who have completed all nonclinical courses, 2018-19									
	Other enrolled students, 2018-19									
	All program completers, 2018-19									
	All program completers, 2017-18									
	All program completers, 2016-17						18	18	100%	174
<b>TEACHING READING: ELEM EDUCATION (5203)</b>  Test Company: ETS Score Range: 100-200	All enrolled students who have completed all nonclinical courses, 2018-19	10	10	100%	174	162	344	330	96%	174
	Other enrolled students, 2018-19	26	25	96%	177	162	623	581	93%	174
	All program completers, 2018-19	45	45	100%	176	162	1287	1281	100%	176
	All program completers, 2017-18	40	40	100%	178	162	1349	1340	99%	177
	All program completers, 2016-17	47	47	100%	176	162	1380	1365	99%	175

**Single Assessment Institution-Level Pass Rate Data: Traditional Teacher Preparation Program Within IHE**


		<b>HEOA - Title II 2018 - 2019 Academic Year</b>								
Institution Name		LIPSCOMB UNIVERSITY								
Institution Code		1161								
State		Tennessee								
							February 3, 2020			
Assessment Information <sup>1</sup>	Group	Number Taking Assessment	Number Passing Assessment	Institutional Pass Rate	Institutional Average Scaled Score	Assessment Cut Score <sup>2</sup>	Statewide			
							Number Taking Assessment	Number Passing Assessment	Statewide Pass Rate	Statewide Average Scaled Score
<b>TECHNOLOGY EDUCATION (5051)</b>  Test Company: ETS Score Range: 100-200	All enrolled students who have completed all nonclinical courses, 2018-19									
	Other enrolled students, 2018-19						1			
	All program completers, 2018-19									
	All program completers, 2017-18									
	All program completers, 2016-17									
<b>THEATRE (5641)</b>  Test Company: ETS Score Range: 100-200	All enrolled students who have completed all nonclinical courses, 2018-19	2				159	2			
	Other enrolled students, 2018-19						4			
	All program completers, 2018-19	2				159	6			
	All program completers, 2017-18						10	10	100%	171
	All program completers, 2016-17	1				159	6			
<b>WORLD AND U.S. HISTORY CK (5941)</b>  Test Company: ETS Score Range: 100-200	All enrolled students who have completed all nonclinical courses, 2018-19	2				157	38	29	76%	162
	Other enrolled students, 2018-19	4				157	92	63	68%	162
	All program completers, 2018-19	6				157	127	121	95%	166
	All program completers, 2017-18	7				157	151	146	97%	165
	All program completers, 2016-17	3				136	126	126	100%	159
<b>EDTPA: AGRICULTURAL EDUCATION (TPA0100)</b>  Test Company: E.S. Pearson* Score Range: 15-75	All enrolled students who have completed all nonclinical courses, 2018-19									
	Other enrolled students, 2018-19									
	All program completers, 2018-19						14	14	100%	53
	All program completers, 2017-18						3			
	All program completers, 2016-17									




**Single Assessment Institution-Level Pass Rate Data: Traditional Teacher Preparation Program Within IHE**

		<b>HEOA - Title II 2018 - 2019 Academic Year</b>												
Institution Name		LIPSCOMB UNIVERSITY												
Institution Code		1161												
State		Tennessee												
							February 3, 2020							
Assessment Information <sup>1</sup>		Group					Statewide							
							Number Taking Assessment	Number Passing Assessment	Institutional Pass Rate	Institutional Average Scaled Score	Assessment Cut Score <sup>2</sup>	Number Taking Assessment	Number Passing Assessment	Statewide Pass Rate
<b>EDTPA: FAMILY AND CONSUMER SCIENCES (TPA0117)</b>  Test Company: E.S. Pearson* Score Range: 15-75	All enrolled students who have completed all nonclinical courses, 2018-19													
	Other enrolled students, 2018-19													
	All program completers, 2018-19													
	All program completers, 2017-18										3			
	All program completers, 2016-17													
<b>EDTPA: BUSINESS EDUCATION (TPA0102)</b>  Test Company: E.S. Pearson* Score Range: 15-75	All enrolled students who have completed all nonclinical courses, 2018-19													
	Other enrolled students, 2018-19													
	All program completers, 2018-19										6			
	All program completers, 2017-18										3			
	All program completers, 2016-17													
<b>EDTPA: CLASSICAL LANGUAGES (TPA0104)</b>  Test Company: E.S. Pearson* Score Range: 13-65	All enrolled students who have completed all nonclinical courses, 2018-19													
	Other enrolled students, 2018-19													
	All program completers, 2018-19										1			
	All program completers, 2017-18										1			
	All program completers, 2016-17													
<b>EDTPA: EARLY CHILDHOOD (TPA0014)</b>  Test Company: E.S. Pearson* Score Range: 15-75	All enrolled students who have completed all nonclinical courses, 2018-19										1			
	Other enrolled students, 2018-19										2			
	All program completers, 2018-19					1				37	102	99	97%	45
	All program completers, 2017-18										55	55	100%	46
	All program completers, 2016-17													


**Single Assessment Institution-Level Pass Rate Data: Traditional Teacher Preparation Program Within IHE**

		<p align="center"><b>HEOA - Title II 2018 - 2019 Academic Year</b></p>									
Institution Name		LIPSCOMB UNIVERSITY									
Institution Code		1161									
State		Tennessee									
							February 3, 2020				
Assessment Information <sup>1</sup>	Group	Number Taking Assessment	Number Passing Assessment	Institutional Pass Rate	Institutional Average Scaled Score	Assessment Cut Score <sup>2</sup>	Statewide				
							Number Taking Assessment	Number Passing Assessment	Statewide Pass Rate	Statewide Average Scaled Score	
EDTPA: ELEMENTARY EDUCATION (TPA0110)  Test Company: E.S. Pearson* Score Range: 18-90	All enrolled students who have completed all nonclinical courses, 2018-19						1				
	Other enrolled students, 2018-19						1				
	All program completers, 2018-19						86	86	100%	55	
	All program completers, 2017-18						42	42	100%	59	
	All program completers, 2016-17										
EDTPA: ELEMENTARY LITERACY (TPA0001)  Test Company: E.S. Pearson* Score Range: 15-75	All enrolled students who have completed all nonclinical courses, 2018-19										
	Other enrolled students, 2018-19										
	All program completers, 2018-19	20	20	100%	48	37	237	237	100%	48	
	All program completers, 2017-18	12	12	100%	47	37	186	185	99%	48	
	All program completers, 2016-17										
EDTPA: ELEMENTARY MATHEMATICS (TPA0002)  Test Company: E.S. Pearson* Score Range: 15-75	All enrolled students who have completed all nonclinical courses, 2018-19						2				
	Other enrolled students, 2018-19						3				
	All program completers, 2018-19	11	11	100%	45	37	248	248	100%	48	
	All program completers, 2017-18	2				37	175	175	100%	48	
	All program completers, 2016-17										
EDTPA: ENGLISH AS AN ADDITIONAL LANGUAGE (TPA0115)  Test Company: E.S. Pearson* Score Range: 15-75	All enrolled students who have completed all nonclinical courses, 2018-19										
	Other enrolled students, 2018-19										
	All program completers, 2018-19						20	20	100%	53	
	All program completers, 2017-18	1				37	9				
	All program completers, 2016-17										


**Single Assessment Institution-Level Pass Rate Data: Traditional Teacher Preparation Program Within IHE**

		<b>HEOA - Title II 2018 - 2019 Academic Year</b>								
<b>Institution Name</b>	LIPSCOMB UNIVERSITY									
<b>Institution Code</b>	1161									
<b>State</b>	Tennessee									
							February 3, 2020			
Assessment Information <sup>1</sup>	Group	Number Taking Assessment	Number Passing Assessment	Institutional Pass Rate	Institutional Average Scaled Score	Assessment Cut Score <sup>2</sup>	Statewide			
							Number Taking Assessment	Number Passing Assessment	Statewide Pass Rate	Statewide Average Scaled Score
<b>EDTPA: HEALTH EDUCATION (TPA0119)</b>  Test Company: E.S. Pearson* Score Range: 15-75	All enrolled students who have completed all nonclinical courses, 2018-19									
	Other enrolled students, 2018-19									
	All program completers, 2018-19									
	All program completers, 2017-18						2			
	All program completers, 2016-17									
<b>EDTPA: K-12 PERFORMING ARTS (TPA0021)</b>  Test Company: E.S. Pearson* Score Range: 15-75	All enrolled students who have completed all nonclinical courses, 2018-19									
	Other enrolled students, 2018-19						1			
	All program completers, 2018-19	5				37	78	77	99%	47
	All program completers, 2017-18						41	41	100%	48
	All program completers, 2016-17									
<b>EDTPA: K-12 PHYSICAL EDUCATION (TPA0011)</b>  Test Company: E.S. Pearson* Score Range: 15-75	All enrolled students who have completed all nonclinical courses, 2018-19						1			
	Other enrolled students, 2018-19									
	All program completers, 2018-19						47	46	98%	43
	All program completers, 2017-18	1				37	21	21	100%	45
	All program completers, 2016-17									
<b>EDTPA: LIBRARY SPECIALIST (TPA0127)</b>  Test Company: E.S. Pearson* Score Range: 15-75	All enrolled students who have completed all nonclinical courses, 2018-19									
	Other enrolled students, 2018-19									
	All program completers, 2018-19						1			
	All program completers, 2017-18						1			
	All program completers, 2016-17									


**Single Assessment Institution-Level Pass Rate Data: Traditional Teacher Preparation Program Within IHE**

		<b>HEOA - Title II 2018 - 2019 Academic Year</b>								
<b>Institution Name</b>		LIPSCOMB UNIVERSITY								
<b>Institution Code</b>		1161								
<b>State</b>		Tennessee								
							February 3, 2020			
Assessment Information <sup>1</sup>	Group	Number Taking Assessment	Number Passing Assessment	Institutional Pass Rate	Institutional Average Scaled Score	Assessment Cut Score <sup>2</sup>	Statewide			
							Number Taking Assessment	Number Passing Assessment	Statewide Pass Rate	Statewide Average Scaled Score
<b>EDTPA: MIDDLE CHILDHOOD HISTORY-SOCIAL STUDIES (TPA0019)</b>  Test Company: E.S. Pearson* Score Range: 15-75	All enrolled students who have completed all nonclinical courses, 2018-19									
	Other enrolled students, 2018-19						1			
	All program completers, 2018-19	1				37	3			
	All program completers, 2017-18									
	All program completers, 2016-17									
<b>EDTPA: MIDDLE CHILDHOOD MATHEMATICS (TPA0016)</b>  Test Company: E.S. Pearson* Score Range: 15-75	All enrolled students who have completed all nonclinical courses, 2018-19									
	Other enrolled students, 2018-19									
	All program completers, 2018-19	2				37	17	17	100%	48
	All program completers, 2017-18	1				37	7			
	All program completers, 2016-17									
<b>EDTPA: MIDDLE CHILDHOOD SCIENCE (TPA0017)</b>  Test Company: E.S. Pearson* Score Range: 15-75	All enrolled students who have completed all nonclinical courses, 2018-19									
	Other enrolled students, 2018-19									
	All program completers, 2018-19						6			
	All program completers, 2017-18									
	All program completers, 2016-17									
<b>EDTPA: SECONDARY ENGLISH LANGUAGE ARTS (TPA0003)</b>  Test Company: E.S. Pearson* Score Range: 15-75	All enrolled students who have completed all nonclinical courses, 2018-19									
	Other enrolled students, 2018-19									
	All program completers, 2018-19	3				37	83	83	100%	50
	All program completers, 2017-18						41	41	100%	51
	All program completers, 2016-17									

**Single Assessment Institution-Level Pass Rate Data: Traditional Teacher Preparation Program Within IHE**

		<b>HEOA - Title II 2018 - 2019 Academic Year</b>								
<b>Institution Name</b>		LIPSCOMB UNIVERSITY								
<b>Institution Code</b>		1161								
<b>State</b>		Tennessee								
							February 3, 2020			
Assessment Information <sup>1</sup>	Group	Number Taking Assessment	Number Passing Assessment	Institutional Pass Rate	Institutional Average Scaled Score	Assessment Cut Score <sup>2</sup>	Statewide			
							Number Taking Assessment	Number Passing Assessment	Statewide Pass Rate	Statewide Average Scaled Score
<b>EDTPA: SECONDARY HISTORY-SOCIAL STUDIES (TPA0004)</b>  Test Company: E.S. Pearson* Score Range: 15-75	All enrolled students who have completed all nonclinical courses, 2018-19									
	Other enrolled students, 2018-19						1			
	All program completers, 2018-19	5				37	79	79	100%	47
	All program completers, 2017-18	4				37	54	54	100%	47
	All program completers, 2016-17									
<b>EDTPA: SECONDARY MATHEMATICS (TPA0005)</b>  Test Company: E.S. Pearson* Score Range: 15-75	All enrolled students who have completed all nonclinical courses, 2018-19									
	Other enrolled students, 2018-19						1			
	All program completers, 2018-19						38	37	97%	44
	All program completers, 2017-18	1				37	17	17	100%	45
	All program completers, 2016-17									
<b>EDTPA: SECONDARY SCIENCE (TPA0006)</b>  Test Company: E.S. Pearson* Score Range: 15-75	All enrolled students who have completed all nonclinical courses, 2018-19									
	Other enrolled students, 2018-19									
	All program completers, 2018-19	1				37	54	54	100%	46
	All program completers, 2017-18						26	25	96%	45
	All program completers, 2016-17									
<b>EDTPA: SPECIAL EDUCATION (TPA0012)</b>  Test Company: E.S. Pearson* Score Range: 15-75	All enrolled students who have completed all nonclinical courses, 2018-19									
	Other enrolled students, 2018-19									
	All program completers, 2018-19	6				37	140	137	98%	47
	All program completers, 2017-18	3				37	95	92	97%	47
	All program completers, 2016-17									

**Single Assessment Institution-Level Pass Rate Data: Traditional Teacher Preparation Program Within IHE**

		<b>HEOA - Title II 2018 - 2019 Academic Year</b>								
<b>Institution Name</b>	LIPSCOMB UNIVERSITY									
<b>Institution Code</b>	1161									
<b>State</b>	Tennessee									
							February 3, 2020			
Assessment Information <sup>1</sup>	Group	Number Taking Assessment	Number Passing Assessment	Institutional Pass Rate	Institutional Average Scaled Score	Assessment Cut Score <sup>2</sup>	Statewide			
							Number Taking Assessment	Number Passing Assessment	Statewide Pass Rate	Statewide Average Scaled Score
<b>EDTPA: VISUAL ARTS (TPA0015)</b>  Test Company: E.S. Pearson* Score Range: 15-75	All enrolled students who have completed all nonclinical courses, 2018-19									
	Other enrolled students, 2018-19									
	All program completers, 2018-19	2				37	22	22	100%	52
	All program completers, 2017-18						12	12	100%	50
	All program completers, 2016-17									
<b>EDTPA: WORLD LANGUAGES (TPA0020)</b>  Test Company: E.S. Pearson* Score Range: 13-65	All enrolled students who have completed all nonclinical courses, 2018-19									
	Other enrolled students, 2018-19						1			
	All program completers, 2018-19	1				32	3			
	All program completers, 2017-18						8			
	All program completers, 2016-17									
<b>MATHEMATICS (MIDDLE GRADES AND EARLY SECONDARY) (ESP0105)</b>  Test Company: E.S. Pearson* Score Range: 100-300	All enrolled students who have completed all nonclinical courses, 2018-19									
	Other enrolled students, 2018-19						1			
	All program completers, 2018-19									
	All program completers, 2017-18									
	All program completers, 2016-17									
<b>MATHEMATICS (ESP0304)</b>  Test Company: E.S. Pearson* Score Range: 100-300	All enrolled students who have completed all nonclinical courses, 2018-19						2			
	Other enrolled students, 2018-19						3			
	All program completers, 2018-19						2			
	All program completers, 2017-18									
	All program completers, 2016-17									


Note: In cases where there are less than ten students taking the assessment or license/certificate, the number passing and pass rate are not reported.

<sup>1</sup>Tests with multiple delivery options (computer, paper, etc.) will be noted with the assessment code for one format only.

<sup>2</sup>Cut scores may vary for groups depending upon when the cut scores are established by the state and when each group completed their teacher certification or licensure assessment.

\*Questions regarding tests listed by this testing company must be addressed to your state Title II Coordinator.

**Summary Institution-Level Pass Rate Data: *Alternative Teacher Preparation Program Within IHE***


		<b>HEOA - Title II 2018 - 2019 Academic Year</b>				
<b>Institution Name</b>		LIPSCOMB UNIVERSITY				
<b>Institution Code</b>		1161				
<b>State</b>		Tennessee				
		<i>February 3, 2020</i>				
		<b>Statewide</b>				
<b>Group</b>	<b>Number Taking Assessment<sup>1</sup></b>	<b>Number Passing Assessment<sup>2</sup></b>	<b>Institutional Pass Rate</b>	<b>Number Taking Assessment<sup>1</sup></b>	<b>Number Passing Assessment<sup>2</sup></b>	<b>Statewide Pass Rate</b>
All program completers, 2018-19	106	106	100%	591	563	95%
All program completers, 2017-18	97	97	100%	474	452	95%
All program completers, 2016-17	73	73	100%	382	368	96%

Note: In cases where there are less than ten students taking the assessment or license/certificate, the number passing and pass rate are not reported.

<sup>1</sup> Number of completers taking one or more assessments within their area of specialization.

<sup>2</sup> Summary level "Number Taking Assessment" may differ from assessment level "Number Taking Assessment" because each student is counted once at the summary level but may be counted in multiple assessments at the assessment level.

Single Assessment Institution-Level Pass Rate Data: *Alternative Teacher Preparation Program Within IHE*


	<b>HEOA - Title II</b> <b>2018 - 2019 Academic Year</b>	
	Institution Name	LIPSCOMB UNIVERSITY
	Institution Code	1161
	State	Tennessee

February 3, 2020

Assessment Information <sup>1</sup>	Group	Number Taking Assessment	Number Passing Assessment	Institutional Pass Rate	Institutional Average Scaled Score	Assessment Cut Score <sup>2</sup>	Statewide			
							Number Taking Assessment	Number Passing Assessment	Statewide Pass Rate	Statewide Average Scaled Score
<b>AGRICULTURE (5701)</b>  Test Company: ETS Score Range: 100-200	All enrolled students who have completed all nonclinical courses, 2018-19									
	Other enrolled students, 2018-19						6			
	All program completers, 2018-19						4			
	All program completers, 2017-18						6			
	All program completers, 2016-17						7			
<b>ART CONTENT AND ANALYSIS (5135)</b>  Test Company: ETS Score Range: 100-200	All enrolled students who have completed all nonclinical courses, 2018-19						3			
	Other enrolled students, 2018-19	3				161	17	14	82%	172
	All program completers, 2018-19	1				161	9			
	All program completers, 2017-18						8			
	All program completers, 2016-17						7			
<b>BIOLOGY CONTENT KNOWLEDGE (0235)</b>  Test Company: ETS Score Range: 100-200	All enrolled students who have completed all nonclinical courses, 2018-19						8			
	Other enrolled students, 2018-19	5				148	51	49	96%	163
	All program completers, 2018-19	7				148	43	43	100%	162
	All program completers, 2017-18	4				148	41	41	100%	162
	All program completers, 2016-17	6				148	30	29	97%	161
<b>BUSINESS ED CONTENT KNOWLEDGE (5101)</b>  Test Company: ETS Score Range: 100-200	All enrolled students who have completed all nonclinical courses, 2018-19						1			
	Other enrolled students, 2018-19	1				154	32	31	97%	169
	All program completers, 2018-19	1				154	21	20	95%	168
	All program completers, 2017-18	1				154	13	12	92%	163
	All program completers, 2016-17						15	15	100%	176




Single Assessment Institution-Level Pass Rate Data: *Alternative Teacher Preparation Program Within IHE*

	<b>HEOA - Title II</b> <b>2018 - 2019 Academic Year</b>	
	Institution Name	LIPSCOMB UNIVERSITY
	Institution Code	1161
	State	Tennessee

February 3, 2020

Assessment Information <sup>1</sup>	Group	Number Taking Assessment	Number Passing Assessment	Institutional Pass Rate	Institutional Average Scaled Score	Assessment Cut Score <sup>2</sup>	Statewide			
							Number Taking Assessment	Number Passing Assessment	Statewide Pass Rate	Statewide Average Scaled Score
<b>CHEMISTRY CONTENT KNOWLEDGE (0245)</b>  Test Company: ETS Score Range: 100-200	All enrolled students who have completed all nonclinical courses, 2018-19						3			
	Other enrolled students, 2018-19	4				152	24	23	96%	165
	All program completers, 2018-19	1				152	20	19	95%	166
	All program completers, 2017-18						8			
	All program completers, 2016-17	1				152	15	15	100%	168
<b>CHINESE (MANDARIN) WORLD LANGUAGE (5665)</b>  Test Company: ETS Score Range: 100-200	All enrolled students who have completed all nonclinical courses, 2018-19									
	Other enrolled students, 2018-19									
	All program completers, 2018-19									
	All program completers, 2017-18						1			
	All program completers, 2016-17									
<b>EARTH AND SPACE SCIENCES - CK (5571)</b>  Test Company: ETS Score Range: 100-200	All enrolled students who have completed all nonclinical courses, 2018-19									
	Other enrolled students, 2018-19						1			
	All program completers, 2018-19									
	All program completers, 2017-18									
	All program completers, 2016-17									
<b>ECONOMICS (5911)</b>  Test Company: ETS Score Range: 100-200	All enrolled students who have completed all nonclinical courses, 2018-19									
	Other enrolled students, 2018-19						1			
	All program completers, 2018-19						3			
	All program completers, 2017-18									
	All program completers, 2016-17	1				150	1			


Single Assessment Institution-Level Pass Rate Data: *Alternative Teacher Preparation Program Within IHE*

	<b>HEOA - Title II</b> <b>2018 - 2019 Academic Year</b>	
	Institution Name	LIPSCOMB UNIVERSITY
	Institution Code	1161
	State	Tennessee

February 3, 2020

Assessment Information <sup>1</sup>	Group	Number Taking Assessment	Number Passing Assessment	Institutional Pass Rate	Institutional Average Scaled Score	Assessment Cut Score <sup>2</sup>	Statewide			
							Number Taking Assessment	Number Passing Assessment	Statewide Pass Rate	Statewide Average Scaled Score
<b>EDUCATION OF YOUNG CHILDREN (DISCONTINUED) (5021)</b>  Test Company: ETS Score Range: 100-200	All enrolled students who have completed all nonclinical courses, 2018-19									
	Other enrolled students, 2018-19									
	All program completers, 2018-19									
	All program completers, 2017-18						1			
	All program completers, 2016-17						1			
<b>EDUCATION OF YOUNG CHILDREN (5024)</b>  Test Company: ETS Score Range: 100-200	All enrolled students who have completed all nonclinical courses, 2018-19						3			
	Other enrolled students, 2018-19	3				160	12	11	92%	169
	All program completers, 2018-19						8			
	All program completers, 2017-18	1				160	6			
	All program completers, 2016-17						4			
<b>ELEM ED CONTENT KNOWLEDGE (DISCONTINUED) (5014)</b>  Test Company: ETS Score Range: 100-200	All enrolled students who have completed all nonclinical courses, 2018-19									
	Other enrolled students, 2018-19									
	All program completers, 2018-19									
	All program completers, 2017-18						4			
	All program completers, 2016-17						6			
<b>ELEM ED CONTENT KNOWLEDGE (5018)</b>  Test Company: ETS Score Range: 100-200	All enrolled students who have completed all nonclinical courses, 2018-19						17	14	82%	170
	Other enrolled students, 2018-19	33	33	100%	175	163	120	111	93%	171
	All program completers, 2018-19	16	16	100%	176	163	76	75	99%	173
	All program completers, 2017-18	21	21	100%	177	163	54	54	100%	176
	All program completers, 2016-17	14	14	100%	182	163	40	40	100%	177


Single Assessment Institution-Level Pass Rate Data: *Alternative Teacher Preparation Program Within IHE*

	<b>HEOA - Title II</b> <b>2018 - 2019 Academic Year</b>	
	Institution Name	LIPSCOMB UNIVERSITY
	Institution Code	1161
	State	Tennessee

February 3, 2020

Assessment Information <sup>1</sup>	Group	Number Taking Assessment	Number Passing Assessment	Institutional Pass Rate	Institutional Average Scaled Score	Assessment Cut Score <sup>2</sup>	Statewide			
							Number Taking Assessment	Number Passing Assessment	Statewide Pass Rate	Statewide Average Scaled Score
<b>ELEM ED CURR INSTRUC ASSESSMENT (5017)</b>  Test Company: ETS Score Range: 100-200	All enrolled students who have completed all nonclinical courses, 2018-19						10	10	100%	176
	Other enrolled students, 2018-19	10	10	100%	174	153	27	24	89%	166
	All program completers, 2018-19	12	12	100%	172	153	57	57	100%	172
	All program completers, 2017-18	20	20	100%	177	153	51	51	100%	174
	All program completers, 2016-17	14	14	100%	179	153	42	41	98%	173
<b>ELEM ED MULTI SUBJ MATHEMATICS (5003)</b>  Test Company: ETS Score Range: 100-200	All enrolled students who have completed all nonclinical courses, 2018-19						3			
	Other enrolled students, 2018-19	1				157	7			
	All program completers, 2018-19									
	All program completers, 2017-18									
	All program completers, 2016-17									
<b>ELEM ED MULTI SUBJ READING LANG ARTS (5002)</b>  Test Company: ETS Score Range: 100-200	All enrolled students who have completed all nonclinical courses, 2018-19						3			
	Other enrolled students, 2018-19	1				157	7			
	All program completers, 2018-19									
	All program completers, 2017-18									
	All program completers, 2016-17									
<b>ELEM ED MULTI SUBJ SCIENCES (5005)</b>  Test Company: ETS Score Range: 100-200	All enrolled students who have completed all nonclinical courses, 2018-19						3			
	Other enrolled students, 2018-19	1				159	7			
	All program completers, 2018-19									
	All program completers, 2017-18									
	All program completers, 2016-17									


Single Assessment Institution-Level Pass Rate Data: *Alternative Teacher Preparation Program Within IHE*

	<b>HEOA - Title II 2018 - 2019 Academic Year</b>	
	Institution Name	LIPSCOMB UNIVERSITY
	Institution Code	1161
	State	Tennessee

February 3, 2020

Assessment Information <sup>1</sup>	Group	Number Taking Assessment	Number Passing Assessment	Institutional Pass Rate	Institutional Average Scaled Score	Assessment Cut Score <sup>2</sup>	Statewide			
							Number Taking Assessment	Number Passing Assessment	Statewide Pass Rate	Statewide Average Scaled Score
<b>ELEM ED MULTI SUBJ SOCIAL STUDIES (5004)</b>  Test Company: ETS Score Range: 100-200	All enrolled students who have completed all nonclinical courses, 2018-19						3			
	Other enrolled students, 2018-19	1				155	7			
	All program completers, 2018-19									
	All program completers, 2017-18									
	All program completers, 2016-17									
<b>ENG LANG LIT COMP CONTENT KNOWLEDGE (DISC) (0041)</b>  Test Company: ETS Score Range: 100-200	All enrolled students who have completed all nonclinical courses, 2018-19									
	Other enrolled students, 2018-19									
	All program completers, 2018-19									
	All program completers, 2017-18									
	All program completers, 2016-17						1			
<b>ENGLISH LANGUAGE ARTS: CK (5038)</b>  Test Company: ETS Score Range: 100-200	All enrolled students who have completed all nonclinical courses, 2018-19						15	15	100%	178
	Other enrolled students, 2018-19	20	20	100%	180	167	89	84	94%	177
	All program completers, 2018-19	12	12	100%	183	167	84	80	95%	178
	All program completers, 2017-18	13	13	100%	182	167	52	52	100%	179
	All program completers, 2016-17	18	18	100%	181	167	55	55	100%	179
<b>ENGLISH TO SPEAKERS OF OTHER LANGUAGES (DISC) (5361)</b>  Test Company: ETS Score Range: 100-200	All enrolled students who have completed all nonclinical courses, 2018-19						4			
	Other enrolled students, 2018-19	2				143	5			
	All program completers, 2018-19	4				143	13	13	100%	159
	All program completers, 2017-18	7				143	11	11	100%	158
	All program completers, 2016-17	7				143	15	15	100%	163


Single Assessment Institution-Level Pass Rate Data: *Alternative Teacher Preparation Program Within IHE*

	<b>HEOA - Title II</b> <b>2018 - 2019 Academic Year</b>	
	Institution Name	LIPSCOMB UNIVERSITY
	Institution Code	1161
	State	Tennessee

February 3, 2020

Assessment Information <sup>1</sup>	Group	Number Taking Assessment	Number Passing Assessment	Institutional Pass Rate	Institutional Average Scaled Score	Assessment Cut Score <sup>2</sup>	Statewide			
							Number Taking Assessment	Number Passing Assessment	Statewide Pass Rate	Statewide Average Scaled Score
<b>ENGLISH TO SPEAKERS OF OTHER LANGUAGES (5362)</b>  Test Company: ETS Score Range: 100-200	All enrolled students who have completed all nonclinical courses, 2018-19						2			
	Other enrolled students, 2018-19	19	19	100%	175	155	40	40	100%	177
	All program completers, 2018-19	10	10	100%	178	155	16	16	100%	173
	All program completers, 2017-18	1				155	2			
	All program completers, 2016-17									
<b>FAMILY AND CONSUMER SCIENCES (DISCONTINUED 2) (5121)</b>  Test Company: ETS Score Range: 100-200	All enrolled students who have completed all nonclinical courses, 2018-19									
	Other enrolled students, 2018-19									
	All program completers, 2018-19									
	All program completers, 2017-18									
	All program completers, 2016-17						1			
<b>FAMILY AND CONSUMER SCIENCES (5122)</b>  Test Company: ETS Score Range: 100-200	All enrolled students who have completed all nonclinical courses, 2018-19						1			
	Other enrolled students, 2018-19						4			
	All program completers, 2018-19	1				153	4			
	All program completers, 2017-18						4			
	All program completers, 2016-17	1				153	1			
<b>FRENCH WORLD LANGUAGE (5174)</b>  Test Company: ETS Score Range: 100-200	All enrolled students who have completed all nonclinical courses, 2018-19						1			
	Other enrolled students, 2018-19						7			
	All program completers, 2018-19	1				160	4			
	All program completers, 2017-18						5			
	All program completers, 2016-17						3			


Single Assessment Institution-Level Pass Rate Data: *Alternative Teacher Preparation Program Within IHE*

	<b>HEOA - Title II</b> <b>2018 - 2019 Academic Year</b>	
	Institution Name	LIPSCOMB UNIVERSITY
	Institution Code	1161
	State	Tennessee

February 3, 2020

Assessment Information <sup>1</sup>	Group	Number Taking Assessment	Number Passing Assessment	Institutional Pass Rate	Institutional Average Scaled Score	Assessment Cut Score <sup>2</sup>	Statewide				
							Number Taking Assessment	Number Passing Assessment	Statewide Pass Rate	Statewide Average Scaled Score	
<b>GEOGRAPHY (5921)</b>  Test Company: ETS Score Range: 100-200	All enrolled students who have completed all nonclinical courses, 2018-19										
	Other enrolled students, 2018-19										
	All program completers, 2018-19						1				
	All program completers, 2017-18										
	All program completers, 2016-17										
<b>GERMAN WORLD LANGUAGE (5183)</b>  Test Company: ETS Score Range: 100-200	All enrolled students who have completed all nonclinical courses, 2018-19										
	Other enrolled students, 2018-19										
	All program completers, 2018-19										
	All program completers, 2017-18						1				
	All program completers, 2016-17						2				
<b>GOVERNMENT POLITICAL SCIENCE (5931)</b>  Test Company: ETS Score Range: 100-200	All enrolled students who have completed all nonclinical courses, 2018-19						2				
	Other enrolled students, 2018-19	1				149	3				
	All program completers, 2018-19						5				
	All program completers, 2017-18						1				
	All program completers, 2016-17	1				149	5				
<b>HEALTH EDUCATION (5551)</b>  Test Company: ETS Score Range: 100-200	All enrolled students who have completed all nonclinical courses, 2018-19										
	Other enrolled students, 2018-19	1				144	3				
	All program completers, 2018-19						5				
	All program completers, 2017-18						3				
	All program completers, 2016-17						3				

**Single Assessment Institution-Level Pass Rate Data: *Alternative Teacher Preparation Program Within IHE***

	<b>HEOA - Title II 2018 - 2019 Academic Year</b>
	<b>Institution Name</b>
	<b>Institution Code</b>
	<b>State</b>

LIPSCOMB UNIVERSITY


1161

Tennessee

February 3, 2020

Assessment Information <sup>1</sup>	Group	Number Taking Assessment	Number Passing Assessment	Institutional Pass Rate	Institutional Average Scaled Score	Assessment Cut Score <sup>2</sup>	Statewide				
							Number Taking Assessment	Number Passing Assessment	Statewide Pass Rate	Statewide Average Scaled Score	
<b>LATIN (5601)</b>  Test Company: ETS Score Range: 100-200	All enrolled students who have completed all nonclinical courses, 2018-19										
	Other enrolled students, 2018-19	2				148	3				
	All program completers, 2018-19										
	All program completers, 2017-18						2				
	All program completers, 2016-17						1				
<b>LIBRARY MEDIA SPECIALIST (5311)</b>  Test Company: ETS Score Range: 100-200	All enrolled students who have completed all nonclinical courses, 2018-19										
	Other enrolled students, 2018-19						3				
	All program completers, 2018-19										
	All program completers, 2017-18						4				
	All program completers, 2016-17										
<b>MARKETING EDUCATION (5561)</b>  Test Company: ETS Score Range: 100-200	All enrolled students who have completed all nonclinical courses, 2018-19										
	Other enrolled students, 2018-19	2				169	4				
	All program completers, 2018-19										
	All program completers, 2017-18										
	All program completers, 2016-17						4				
<b>MATHEMATICS CONTENT KNOWLEDGE (DISC) (0061)</b>  Test Company: ETS Score Range: 100-200	All enrolled students who have completed all nonclinical courses, 2018-19										
	Other enrolled students, 2018-19										
	All program completers, 2018-19										
	All program completers, 2017-18										
	All program completers, 2016-17						1				

Single Assessment Institution-Level Pass Rate Data: *Alternative Teacher Preparation Program Within IHE*


	<b>HEOA - Title II 2018 - 2019 Academic Year</b>	
	Institution Name	LIPSCOMB UNIVERSITY
	Institution Code	1161
	State	Tennessee

February 3, 2020

Assessment Information <sup>1</sup>	Group	Number Taking Assessment	Number Passing Assessment	Institutional Pass Rate	Institutional Average Scaled Score	Assessment Cut Score <sup>2</sup>	Statewide			
							Number Taking Assessment	Number Passing Assessment	Statewide Pass Rate	Statewide Average Scaled Score
<b>MATHEMATICS CONTENT KNOWLEDGE (5161)</b>  Test Company: ETS Score Range: 100-200	All enrolled students who have completed all nonclinical courses, 2018-19						17	11	65%	165
	Other enrolled students, 2018-19	8				160	59	47	80%	163
	All program completers, 2018-19	8				160	41	35	85%	163
	All program completers, 2017-18	7				160	25	24	96%	172
	All program completers, 2016-17	1				160	17	14	82%	164
<b>MIDDLE SCHOOL CONTENT KNOWLEDGE (5146)</b>  Test Company: ETS Score Range: 100-200	All enrolled students who have completed all nonclinical courses, 2018-19						1			
	Other enrolled students, 2018-19						6			
	All program completers, 2018-19	1				150	11	11	100%	161
	All program completers, 2017-18	1				150	18	18	100%	165
	All program completers, 2016-17	7				150	27	26	96%	168
<b>MIDDLE SCHOOL ENG LANG ARTS (5047)</b>  Test Company: ETS Score Range: 100-200	All enrolled students who have completed all nonclinical courses, 2018-19						2			
	Other enrolled students, 2018-19	3				164	6			
	All program completers, 2018-19	2				164	5			
	All program completers, 2017-18	10	10	100%	177	164	11	11	100%	177
	All program completers, 2016-17	4				164	4			
<b>MIDDLE SCHOOL MATHEMATICS (5169)</b>  Test Company: ETS Score Range: 100-200	All enrolled students who have completed all nonclinical courses, 2018-19						2			
	Other enrolled students, 2018-19	9				165	37	35	95%	176
	All program completers, 2018-19	9				165	21	21	100%	179
	All program completers, 2017-18	8				165	13	13	100%	176
	All program completers, 2016-17	6				165	8			




Single Assessment Institution-Level Pass Rate Data: *Alternative Teacher Preparation Program Within IHE*

	<b>HEOA - Title II 2018 - 2019 Academic Year</b>	
	Institution Name	LIPSCOMB UNIVERSITY
	Institution Code	1161
	State	Tennessee

February 3, 2020

Assessment Information <sup>1</sup>	Group	Number Taking Assessment	Number Passing Assessment	Institutional Pass Rate	Institutional Average Scaled Score	Assessment Cut Score <sup>2</sup>	Statewide			
							Number Taking Assessment	Number Passing Assessment	Statewide Pass Rate	Statewide Average Scaled Score
<b>MIDDLE SCHOOL SCIENCE (5440)</b>  Test Company: ETS Score Range: 100-200	All enrolled students who have completed all nonclinical courses, 2018-19						1			
	Other enrolled students, 2018-19	4				150	9			
	All program completers, 2018-19	4				150	7			
	All program completers, 2017-18	2				150	4			
	All program completers, 2016-17	4				150	4			
<b>MIDDLE SCHOOL SOCIAL STUDIES (5089)</b>  Test Company: ETS Score Range: 100-200	All enrolled students who have completed all nonclinical courses, 2018-19									
	Other enrolled students, 2018-19	1				146	5			
	All program completers, 2018-19	1				146	3			
	All program completers, 2017-18	15	15	100%	185	146	15	15	100%	185
	All program completers, 2016-17	8				146	8			
<b>MUSIC CONTENT &amp; INSTRUCTION (5114)</b>  Test Company: ETS Score Range: 100-200	All enrolled students who have completed all nonclinical courses, 2018-19						2			
	Other enrolled students, 2018-19	1				162	6			
	All program completers, 2018-19						8			
	All program completers, 2017-18						6			
	All program completers, 2016-17						5			
<b>PHYSICAL ED CONTENT AND DESIGN (5095)</b>  Test Company: ETS Score Range: 100-200	All enrolled students who have completed all nonclinical courses, 2018-19						3			
	Other enrolled students, 2018-19	1				169	28	18	64%	165
	All program completers, 2018-19	1				169	22	20	91%	170
	All program completers, 2017-18	3				169	23	20	87%	167
	All program completers, 2016-17	1				164	18	16	89%	170


Single Assessment Institution-Level Pass Rate Data: *Alternative Teacher Preparation Program Within IHE*

	<b>HEOA - Title II 2018 - 2019 Academic Year</b>	
	Institution Name	LIPSCOMB UNIVERSITY
	Institution Code	1161
	State	Tennessee

February 3, 2020

Assessment Information <sup>1</sup>	Group	Number Taking Assessment	Number Passing Assessment	Institutional Pass Rate	Institutional Average Scaled Score	Assessment Cut Score <sup>2</sup>	Statewide			
							Number Taking Assessment	Number Passing Assessment	Statewide Pass Rate	Statewide Average Scaled Score
<b>PHYSICS CONTENT KNOWLEDGE (5265)</b>  Test Company: ETS Score Range: 100-200	All enrolled students who have completed all nonclinical courses, 2018-19						1			
	Other enrolled students, 2018-19						7			
	All program completers, 2018-19						1			
	All program completers, 2017-18	1				144	1			
	All program completers, 2016-17	1				144	3			
<b>PRINC LEARNING AND TEACHING 5-9 (5623)</b>  Test Company: ETS Score Range: 100-200	All enrolled students who have completed all nonclinical courses, 2018-19						2			
	Other enrolled students, 2018-19	2				160	20	18	90%	171
	All program completers, 2018-19	20	20	100%	182	160	44	44	100%	178
	All program completers, 2017-18	30	30	100%	183	160	65	63	97%	177
	All program completers, 2016-17	20	20	100%	180	158	46	46	100%	178
<b>PRINC LEARNING AND TEACHING 7-12 (5624)</b>  Test Company: ETS Score Range: 100-200	All enrolled students who have completed all nonclinical courses, 2018-19						31	31	100%	176
	Other enrolled students, 2018-19	20	19	95%	174	157	158	140	89%	170
	All program completers, 2018-19	41	41	100%	181	157	277	271	98%	175
	All program completers, 2017-18	30	30	100%	183	157	247	241	98%	176
	All program completers, 2016-17	33	33	100%	181	155	223	220	99%	176
<b>PRINC LEARNING AND TEACHING EARLY CHILD (5621)</b>  Test Company: ETS Score Range: 100-200	All enrolled students who have completed all nonclinical courses, 2018-19						4			
	Other enrolled students, 2018-19						7			
	All program completers, 2018-19						6			
	All program completers, 2017-18	1				157	6			
	All program completers, 2016-17	1				155	9			


Single Assessment Institution-Level Pass Rate Data: *Alternative Teacher Preparation Program Within IHE*

	<b>HEOA - Title II 2018 - 2019 Academic Year</b>	
	Institution Name	LIPSCOMB UNIVERSITY
	Institution Code	1161
	State	Tennessee

February 3, 2020

Assessment Information <sup>1</sup>	Group	Number Taking Assessment	Number Passing Assessment	Institutional Pass Rate	Institutional Average Scaled Score	Assessment Cut Score <sup>2</sup>	Statewide			
							Number Taking Assessment	Number Passing Assessment	Statewide Pass Rate	Statewide Average Scaled Score
<b>PRINC LEARNING AND TEACHING K-6 (5622)</b>  Test Company: ETS Score Range: 100-200	All enrolled students who have completed all nonclinical courses, 2018-19						18	17	94%	172
	Other enrolled students, 2018-19	8				160	77	73	95%	171
	All program completers, 2018-19	23	23	100%	180	160	93	93	100%	176
	All program completers, 2017-18	23	23	100%	179	160	92	90	98%	176
	All program completers, 2016-17	18	18	100%	184	158	76	76	100%	176
<b>PSYCHOLOGY (5391)</b>  Test Company: ETS Score Range: 100-200	All enrolled students who have completed all nonclinical courses, 2018-19						1			
	Other enrolled students, 2018-19						2			
	All program completers, 2018-19						2			
	All program completers, 2017-18						1			
	All program completers, 2016-17						1			
<b>READING ACROSS CURRICULUM ELEM (5201)</b>  Test Company: ETS Score Range: 100-200	All enrolled students who have completed all nonclinical courses, 2018-19									
	Other enrolled students, 2018-19									
	All program completers, 2018-19									
	All program completers, 2017-18									
	All program completers, 2016-17						1			
<b>SE CK AND MILD TO MODERATE APPL (5543)</b>  Test Company: ETS Score Range: 100-200	All enrolled students who have completed all nonclinical courses, 2018-19						20	20	100%	167
	Other enrolled students, 2018-19	50	50	100%	170	158	138	136	99%	167
	All program completers, 2018-19	28	28	100%	171	158	78	78	100%	169
	All program completers, 2017-18	15	15	100%	174	158	60	59	98%	167
	All program completers, 2016-17	9				153	46	43	93%	170

Single Assessment Institution-Level Pass Rate Data: *Alternative Teacher Preparation Program Within IHE*


	<b>HEOA - Title II</b> <b>2018 - 2019 Academic Year</b>
	<b>Institution Name</b>
	<b>Institution Code</b>
	<b>State</b>

LIPSCOMB UNIVERSITY
1161
Tennessee

February 3, 2020

Assessment Information <sup>1</sup>	Group	Number Taking Assessment	Number Passing Assessment	Institutional Pass Rate	Institutional Average Scaled Score	Assessment Cut Score <sup>2</sup>	Statewide			
							Number Taking Assessment	Number Passing Assessment	Statewide Pass Rate	Statewide Average Scaled Score
<b>SE CK AND SEVERE TO PROF APPL (5545)</b>  Test Company: ETS Score Range: 100-200	All enrolled students who have completed all nonclinical courses, 2018-19						5			
	Other enrolled students, 2018-19						15	15	100%	174
	All program completers, 2018-19						8			
	All program completers, 2017-18						7			
	All program completers, 2016-17						8			
<b>SE CORE KNOWLEDGE &amp; APPLICATIONS (5354)</b>  Test Company: ETS Score Range: 100-200	All enrolled students who have completed all nonclinical courses, 2018-19									
	Other enrolled students, 2018-19						1			
	All program completers, 2018-19						3			
	All program completers, 2017-18									
	All program completers, 2016-17						3			
<b>SE: PRESCHOOL EARLY CHILDHOOD (5691)</b>  Test Company: ETS Score Range: 100-200	All enrolled students who have completed all nonclinical courses, 2018-19									
	Other enrolled students, 2018-19						1			
	All program completers, 2018-19						3			
	All program completers, 2017-18									
	All program completers, 2016-17						3			
<b>SOCIOLOGY (5952)</b>  Test Company: ETS Score Range: 100-200	All enrolled students who have completed all nonclinical courses, 2018-19									
	Other enrolled students, 2018-19						2			
	All program completers, 2018-19									
	All program completers, 2017-18						1			
	All program completers, 2016-17									


Single Assessment Institution-Level Pass Rate Data: *Alternative Teacher Preparation Program Within IHE*

	<b>HEOA - Title II 2018 - 2019 Academic Year</b>	
	Institution Name	LIPSCOMB UNIVERSITY
	Institution Code	1161
	State	Tennessee

February 3, 2020

Assessment Information <sup>1</sup>	Group	Number Taking Assessment	Number Passing Assessment	Institutional Pass Rate	Institutional Average Scaled Score	Assessment Cut Score <sup>2</sup>	Statewide			
							Number Taking Assessment	Number Passing Assessment	Statewide Pass Rate	Statewide Average Scaled Score
<b>SPANISH WORLD LANGUAGE (5195)</b>  Test Company: ETS Score Range: 100-200	All enrolled students who have completed all nonclinical courses, 2018-19						4			
	Other enrolled students, 2018-19	4				163	24	18	75%	168
	All program completers, 2018-19	3				163	25	25	100%	178
	All program completers, 2017-18	2				163	25	22	88%	171
	All program completers, 2016-17	5				163	17	17	100%	178
<b>SPEECH COMMUNICATION: CK (5221)</b>  Test Company: ETS Score Range: 100-200	All enrolled students who have completed all nonclinical courses, 2018-19									
	Other enrolled students, 2018-19	1				144	1			
	All program completers, 2018-19						2			
	All program completers, 2017-18									
	All program completers, 2016-17	1				144	2			
<b>TEACHING READING: ELEM EDUCATION (5203)</b>  Test Company: ETS Score Range: 100-200	All enrolled students who have completed all nonclinical courses, 2018-19						34	33	97%	174
	Other enrolled students, 2018-19	39	32	82%	172	162	119	92	77%	169
	All program completers, 2018-19	58	58	100%	177	162	206	200	97%	173
	All program completers, 2017-18	62	62	100%	181	162	179	174	97%	175
	All program completers, 2016-17	39	39	100%	179	162	137	132	96%	174
<b>TECHNOLOGY EDUCATION (5051)</b>  Test Company: ETS Score Range: 100-200	All enrolled students who have completed all nonclinical courses, 2018-19									
	Other enrolled students, 2018-19									
	All program completers, 2018-19						1			
	All program completers, 2017-18						3			
	All program completers, 2016-17									


Single Assessment Institution-Level Pass Rate Data: *Alternative Teacher Preparation Program Within IHE*

	<b>HEOA - Title II</b> <b>2018 - 2019 Academic Year</b>	
	Institution Name	LIPSCOMB UNIVERSITY
	Institution Code	1161
	State	Tennessee

February 3, 2020

Assessment Information <sup>1</sup>	Group	Number Taking Assessment	Number Passing Assessment	Institutional Pass Rate	Institutional Average Scaled Score	Assessment Cut Score <sup>2</sup>	Statewide			
							Number Taking Assessment	Number Passing Assessment	Statewide Pass Rate	Statewide Average Scaled Score
<b>THEATRE (5641)</b>  Test Company: ETS Score Range: 100-200	All enrolled students who have completed all nonclinical courses, 2018-19									
	Other enrolled students, 2018-19						4			
	All program completers, 2018-19	1				159	3			
	All program completers, 2017-18						4			
	All program completers, 2016-17						3			
<b>WORLD AND U.S. HISTORY CK (5941)</b>  Test Company: ETS Score Range: 100-200	All enrolled students who have completed all nonclinical courses, 2018-19						9			
	Other enrolled students, 2018-19	11	11	100%	165	157	45	40	89%	159
	All program completers, 2018-19	9				157	44	44	100%	165
	All program completers, 2017-18	2				157	24	22	92%	157
	All program completers, 2016-17	3				136	23	23	100%	159
<b>EDTPA: FAMILY AND CONSUMER SCIENCES (TPA0117)</b>  Test Company: E.S. Pearson* Score Range: 15-75	All enrolled students who have completed all nonclinical courses, 2018-19									
	Other enrolled students, 2018-19									
	All program completers, 2018-19									
	All program completers, 2017-18						1			
	All program completers, 2016-17									
<b>EDTPA: BUSINESS EDUCATION (TPA0102)</b>  Test Company: E.S. Pearson* Score Range: 15-75	All enrolled students who have completed all nonclinical courses, 2018-19									
	Other enrolled students, 2018-19									
	All program completers, 2018-19									
	All program completers, 2017-18	1				37	1			
	All program completers, 2016-17									


Single Assessment Institution-Level Pass Rate Data: *Alternative Teacher Preparation Program Within IHE*

	<b>HEOA - Title II</b> <b>2018 - 2019 Academic Year</b>	
	Institution Name	LIPSCOMB UNIVERSITY
	Institution Code	1161
	State	Tennessee

February 3, 2020

Assessment Information <sup>1</sup>	Group	Number Taking Assessment	Number Passing Assessment	Institutional Pass Rate	Institutional Average Scaled Score	Assessment Cut Score <sup>2</sup>	Statewide				
							Number Taking Assessment	Number Passing Assessment	Statewide Pass Rate	Statewide Average Scaled Score	
<b>EDTPA: CLASSICAL LANGUAGES (TPA0104)</b>  Test Company: E.S. Pearson* Score Range: 13-65	All enrolled students who have completed all nonclinical courses, 2018-19										
	Other enrolled students, 2018-19						1				
	All program completers, 2018-19										
	All program completers, 2017-18										
	All program completers, 2016-17										
<b>EDTPA: EARLY CHILDHOOD (TPA0014)</b>  Test Company: E.S. Pearson* Score Range: 15-75	All enrolled students who have completed all nonclinical courses, 2018-19										
	Other enrolled students, 2018-19	1				37	1				
	All program completers, 2018-19						3				
	All program completers, 2017-18										
	All program completers, 2016-17										
<b>EDTPA: ELEMENTARY EDUCATION (TPA0110)</b>  Test Company: E.S. Pearson* Score Range: 18-90	All enrolled students who have completed all nonclinical courses, 2018-19										
	Other enrolled students, 2018-19						1				
	All program completers, 2018-19										
	All program completers, 2017-18										
	All program completers, 2016-17										
<b>EDTPA: ELEMENTARY LITERACY (TPA0001)</b>  Test Company: E.S. Pearson* Score Range: 15-75	All enrolled students who have completed all nonclinical courses, 2018-19										
	Other enrolled students, 2018-19	1				37	1				
	All program completers, 2018-19	4				37	12	12	100%	47	
	All program completers, 2017-18	3				37	5				
	All program completers, 2016-17										

Single Assessment Institution-Level Pass Rate Data: *Alternative Teacher Preparation Program Within IHE*


	<b>HEOA - Title II</b> <b>2018 - 2019 Academic Year</b>	
	Institution Name	LIPSCOMB UNIVERSITY
	Institution Code	1161
	State	Tennessee

February 3, 2020

Assessment Information <sup>1</sup>	Group	Number Taking Assessment	Number Passing Assessment	Institutional Pass Rate	Institutional Average Scaled Score	Assessment Cut Score <sup>2</sup>	Statewide			
							Number Taking Assessment	Number Passing Assessment	Statewide Pass Rate	Statewide Average Scaled Score
<b>EDTPA: ELEMENTARY MATHEMATICS (TPA0002)</b>  Test Company: E.S. Pearson* Score Range: 15-75	All enrolled students who have completed all nonclinical courses, 2018-19									
	Other enrolled students, 2018-19	1				37	2			
	All program completers, 2018-19	1				37	8			
	All program completers, 2017-18						1			
	All program completers, 2016-17									
<b>EDTPA: ENGLISH AS AN ADDITIONAL LANGUAGE (TPA0115)</b>  Test Company: E.S. Pearson* Score Range: 15-75	All enrolled students who have completed all nonclinical courses, 2018-19									
	Other enrolled students, 2018-19									
	All program completers, 2018-19	2				37	9			
	All program completers, 2017-18	1				37	2			
	All program completers, 2016-17									
<b>EDTPA: K-12 PERFORMING ARTS (TPA0021)</b>  Test Company: E.S. Pearson* Score Range: 15-75	All enrolled students who have completed all nonclinical courses, 2018-19									
	Other enrolled students, 2018-19									
	All program completers, 2018-19						3			
	All program completers, 2017-18									
	All program completers, 2016-17									
<b>EDTPA: K-12 PHYSICAL EDUCATION (TPA0011)</b>  Test Company: E.S. Pearson* Score Range: 15-75	All enrolled students who have completed all nonclinical courses, 2018-19									
	Other enrolled students, 2018-19						1			
	All program completers, 2018-19						3			
	All program completers, 2017-18	1				37	2			
	All program completers, 2016-17									




Single Assessment Institution-Level Pass Rate Data: *Alternative Teacher Preparation Program Within IHE*

	<b>HEOA - Title II</b> <b>2018 - 2019 Academic Year</b>	
	Institution Name	LIPSCOMB UNIVERSITY
	Institution Code	1161
	State	Tennessee

February 3, 2020

Assessment Information <sup>1</sup>	Group	Number Taking Assessment	Number Passing Assessment	Institutional Pass Rate	Institutional Average Scaled Score	Assessment Cut Score <sup>2</sup>	Statewide				
							Number Taking Assessment	Number Passing Assessment	Statewide Pass Rate	Statewide Average Scaled Score	
EDTPA: MIDDLE CHILDHOOD ENGLISH LANGUAGE ARTS (TPA0018)  Test Company: E.S. Pearson* Score Range: 15-75	All enrolled students who have completed all nonclinical courses, 2018-19										
	Other enrolled students, 2018-19										
	All program completers, 2018-19						1				
	All program completers, 2017-18										
	All program completers, 2016-17										
EDTPA: MIDDLE CHILDHOOD MATHEMATICS (TPA0016)  Test Company: E.S. Pearson* Score Range: 15-75	All enrolled students who have completed all nonclinical courses, 2018-19										
	Other enrolled students, 2018-19	1				37	2				
	All program completers, 2018-19										
	All program completers, 2017-18										
	All program completers, 2016-17										
EDTPA: MIDDLE CHILDHOOD SCIENCE (TPA0017)  Test Company: E.S. Pearson* Score Range: 15-75	All enrolled students who have completed all nonclinical courses, 2018-19										
	Other enrolled students, 2018-19										
	All program completers, 2018-19						1				
	All program completers, 2017-18										
	All program completers, 2016-17										
EDTPA: SECONDARY ENGLISH LANGUAGE ARTS (TPA0003)  Test Company: E.S. Pearson* Score Range: 15-75	All enrolled students who have completed all nonclinical courses, 2018-19										
	Other enrolled students, 2018-19						1				
	All program completers, 2018-19	1				37	13	13	100%	48	
	All program completers, 2017-18	2				37	4				
	All program completers, 2016-17										


Single Assessment Institution-Level Pass Rate Data: *Alternative Teacher Preparation Program Within IHE*

	<b>HEOA - Title II</b> <b>2018 - 2019 Academic Year</b>	
	Institution Name	LIPSCOMB UNIVERSITY
	Institution Code	1161
	State	Tennessee

February 3, 2020

Assessment Information <sup>1</sup>	Group	Number Taking Assessment	Number Passing Assessment	Institutional Pass Rate	Institutional Average Scaled Score	Assessment Cut Score <sup>2</sup>	Statewide				
							Number Taking Assessment	Number Passing Assessment	Statewide Pass Rate	Statewide Average Scaled Score	
<b>EDTPA: SECONDARY HISTORY-SOCIAL STUDIES (TPA0004)</b>  Test Company: E.S. Pearson* Score Range: 15-75	All enrolled students who have completed all nonclinical courses, 2018-19										
	Other enrolled students, 2018-19	1				37	3				
	All program completers, 2018-19	1				37	11	11	100%	46	
	All program completers, 2017-18	1				37	2				
	All program completers, 2016-17										
<b>EDTPA: SECONDARY MATHEMATICS (TPA0005)</b>  Test Company: E.S. Pearson* Score Range: 15-75	All enrolled students who have completed all nonclinical courses, 2018-19										
	Other enrolled students, 2018-19						2				
	All program completers, 2018-19						6				
	All program completers, 2017-18	1				37	3				
	All program completers, 2016-17										
<b>EDTPA: SECONDARY SCIENCE (TPA0006)</b>  Test Company: E.S. Pearson* Score Range: 15-75	All enrolled students who have completed all nonclinical courses, 2018-19						1				
	Other enrolled students, 2018-19						1				
	All program completers, 2018-19						11	10	91%	45	
	All program completers, 2017-18						3				
	All program completers, 2016-17										
<b>EDTPA: SPECIAL EDUCATION (TPA0012)</b>  Test Company: E.S. Pearson* Score Range: 15-75	All enrolled students who have completed all nonclinical courses, 2018-19										
	Other enrolled students, 2018-19	3				37	11	9	82%	43	
	All program completers, 2018-19	5				37	18	17	94%	44	
	All program completers, 2017-18						4				
	All program completers, 2016-17										

**Single Assessment Institution-Level Pass Rate Data: Alternative Teacher Preparation Program Within IHE**

	<b>HEOA - Title II 2018 - 2019 Academic Year</b>
	<b>Institution Name</b> LIPSCOMB UNIVERSITY
	<b>Institution Code</b> 1161
	<b>State</b> Tennessee

February 3, 2020

Assessment Information <sup>1</sup>	Group	Number Taking Assessment	Number Passing Assessment	Institutional Pass Rate	Institutional Average Scaled Score	Assessment Cut Score <sup>2</sup>	Statewide				
							Number Taking Assessment	Number Passing Assessment	Statewide Pass Rate	Statewide Average Scaled Score	
<b>EDTPA: TECHNOLOGY AND ENGINEERING EDUCATION (TPA0143)</b>  Test Company: E.S. Pearson* Score Range: 15-75	All enrolled students who have completed all nonclinical courses, 2018-19										
	Other enrolled students, 2018-19										
	All program completers, 2018-19										
	All program completers, 2017-18						2				
	All program completers, 2016-17										
<b>EDTPA: VISUAL ARTS (TPA0015)</b>  Test Company: E.S. Pearson* Score Range: 15-75	All enrolled students who have completed all nonclinical courses, 2018-19										
	Other enrolled students, 2018-19	1				37	1				
	All program completers, 2018-19						1				
	All program completers, 2017-18										
	All program completers, 2016-17										
<b>EDTPA: WORLD LANGUAGES (TPA0020)</b>  Test Company: E.S. Pearson* Score Range: 13-65	All enrolled students who have completed all nonclinical courses, 2018-19										
	Other enrolled students, 2018-19						2				
	All program completers, 2018-19						3				
	All program completers, 2017-18						5				
	All program completers, 2016-17										
<b>MATHEMATICS (ESP0304)</b>  Test Company: E.S. Pearson* Score Range: 100-300	All enrolled students who have completed all nonclinical courses, 2018-19										
	Other enrolled students, 2018-19						1				
	All program completers, 2018-19										
	All program completers, 2017-18										
	All program completers, 2016-17										

Note: In cases where there are less than ten students taking the assessment or license/certificate, the number passing and pass rate are not reported.

<sup>1</sup>Tests with multiple delivery options (computer, paper, etc.) will be noted with the assessment code for one format only.

<sup>2</sup>Cut scores may vary for groups depending upon when the cut scores are established by the state and when each group completed their teacher certification or licensure assessment.

\*Questions regarding tests listed by this testing company must be addressed to your state Title II Coordinator.