


**Summary Institution-Level Pass Rate Data: Traditional Teacher Preparation Program Within IHE**


		<b>HEOA - Title II 2019 - 2020 Academic Year</b>				
<b>Institution Name</b>		LIPSCOMB UNIVERSITY				
<b>Institution Code</b>		1161				
<b>State</b>		Tennessee				
		<i>April 5, 2021</i>				
			<b>Statewide</b>			
<b>Group</b>	<b>Number Taking Assessment<sup>1</sup></b>	<b>Number Passing Assessment<sup>2</sup></b>	<b>Institutional Pass Rate</b>	<b>Number Taking Assessment<sup>1</sup></b>	<b>Number Passing Assessment<sup>2</sup></b>	<b>Statewide Pass Rate</b>
All program completers, 2019-20	52	51	98%	1900	1765	93%
All program completers, 2018-19	65	65	100%	2045	2011	98%
All program completers, 2017-18	67	67	100%	2135	2102	98%

Note: In cases where there are less than ten students taking the assessment or license/certificate, the number passing and pass rate are not reported.

<sup>1</sup> Number of completers taking one or more assessments within their area of specialization.

<sup>2</sup> Summary level "Number Taking Assessment" may differ from assessment level "Number Taking Assessment" because each student is counted once at the summary level but may be counted in multiple assessments at the assessment level.


**Single Assessment Institution-Level Pass Rate Data: Traditional Teacher Preparation Program Within IHE**

	<b>HEOA - Title II 2019 - 2020 Academic Year</b>
	<b>Institution Name</b> LIPSCOMB UNIVERSITY
	<b>Institution Code</b> 1161
	<b>State</b> Tennessee

April 5, 2021

Assessment Information <sup>1</sup>	Group	Number Taking Assessment	Number Passing Assessment	Institutional Pass Rate	Institutional Average Scaled Score	Assessment Cut Score <sup>2</sup>	Statewide			
							Number Taking Assessment	Number Passing Assessment	Statewide Pass Rate	Statewide Average Scaled Score
<b>AGRICULTURE (5701)</b>  Test Company: ETS Score Range: 100-200	All enrolled students who have completed all nonclinical courses, 2019-20						1			
	Other enrolled students, 2019-20						4			
	All program completers, 2019-20						20	20	100%	166
	All program completers, 2018-19						18	18	100%	164
	All program completers, 2017-18						14	14	100%	166
<b>ART CONTENT AND ANALYSIS (5135)</b>  Test Company: ETS Score Range: 100-200	All enrolled students who have completed all nonclinical courses, 2019-20						13	8	62%	163
	Other enrolled students, 2019-20	1				161	26	22	85%	168
	All program completers, 2019-20	1				161	30	29	97%	172
	All program completers, 2018-19	2				161	36	36	100%	170
	All program completers, 2017-18	1				161	33	33	100%	172
<b>BIOLOGY CONTENT KNOWLEDGE (0235)</b>  Test Company: ETS Score Range: 100-200	All enrolled students who have completed all nonclinical courses, 2019-20						12	11	92%	161
	Other enrolled students, 2019-20	3				148	27	25	93%	165
	All program completers, 2019-20	1				148	41	40	98%	165
	All program completers, 2018-19	1				148	52	52	100%	167
	All program completers, 2017-18	4				148	54	54	100%	165
<b>BUSINESS ED CONTENT KNOWLEDGE (5101)</b>  Test Company: ETS Score Range: 100-200	All enrolled students who have completed all nonclinical courses, 2019-20						5			
	Other enrolled students, 2019-20						5			
	All program completers, 2019-20						7			
	All program completers, 2018-19						15	15	100%	174
	All program completers, 2017-18						16	16	100%	170


**Single Assessment Institution-Level Pass Rate Data: Traditional Teacher Preparation Program Within IHE**

	<b>HEOA - Title II 2019 - 2020 Academic Year</b>
	<b>Institution Name</b> LIPSCOMB UNIVERSITY
	<b>Institution Code</b> 1161
	<b>State</b> Tennessee

April 5, 2021

Assessment Information <sup>1</sup>	Group	Number Taking Assessment	Number Passing Assessment	Institutional Pass Rate	Institutional Average Scaled Score	Assessment Cut Score <sup>2</sup>	Statewide			
							Number Taking Assessment	Number Passing Assessment	Statewide Pass Rate	Statewide Average Scaled Score
<b>CHEMISTRY CONTENT KNOWLEDGE (0245)</b>  Test Company: ETS Score Range: 100-200	All enrolled students who have completed all nonclinical courses, 2019-20									
	Other enrolled students, 2019-20	1				152	10	7	70%	163
	All program completers, 2019-20						12	11	92%	162
	All program completers, 2018-19						17	17	100%	168
	All program completers, 2017-18						12	11	92%	169
<b>CHINESE (MANDARIN) WORLD LANGUAGE (5665)</b>  Test Company: ETS Score Range: 100-200	All enrolled students who have completed all nonclinical courses, 2019-20									
	Other enrolled students, 2019-20						1			
	All program completers, 2019-20									
	All program completers, 2018-19									
	All program completers, 2017-18									
<b>EARLY CHILDHOOD EDUCATION (5025)</b>  Test Company: ETS Score Range: 100-200	All enrolled students who have completed all nonclinical courses, 2019-20	1				156	17	17	100%	172
	Other enrolled students, 2019-20	8				156	107	103	96%	174
	All program completers, 2019-20	2				156	23	23	100%	174
	All program completers, 2018-19									
	All program completers, 2017-18									
<b>EARTH AND SPACE SCIENCES - CK (5571)</b>  Test Company: ETS Score Range: 100-200	All enrolled students who have completed all nonclinical courses, 2019-20									
	Other enrolled students, 2019-20						3			
	All program completers, 2019-20									
	All program completers, 2018-19						3			
	All program completers, 2017-18						2			


**Single Assessment Institution-Level Pass Rate Data: Traditional Teacher Preparation Program Within IHE**

	<b>HEOA - Title II 2019 - 2020 Academic Year</b>
	LIPSCOMB UNIVERSITY
	1161
	Tennessee

April 5, 2021

Assessment Information <sup>1</sup>	Group	Number Taking Assessment	Number Passing Assessment	Institutional Pass Rate	Institutional Average Scaled Score	Assessment Cut Score <sup>2</sup>	Statewide			
							Number Taking Assessment	Number Passing Assessment	Statewide Pass Rate	Statewide Average Scaled Score
<b>ECONOMICS (5911)</b>  Test Company: ETS Score Range: 100-200	All enrolled students who have completed all nonclinical courses, 2019-20									
	Other enrolled students, 2019-20									
	All program completers, 2019-20						1			
	All program completers, 2018-19						1			
	All program completers, 2017-18						1			
<b>ED OF DEAF AND HARD OF HEARING (5272)</b>  Test Company: ETS Score Range: 100-200	All enrolled students who have completed all nonclinical courses, 2019-20									
	Other enrolled students, 2019-20						4			
	All program completers, 2019-20						10	9	90%	168
	All program completers, 2018-19						8			
	All program completers, 2017-18						1			
<b>EDUCATION OF YOUNG CHILDREN (DISCONTINUED) (5021)</b>  Test Company: ETS Score Range: 100-200	All enrolled students who have completed all nonclinical courses, 2019-20									
	Other enrolled students, 2019-20									
	All program completers, 2019-20									
	All program completers, 2018-19									
	All program completers, 2017-18						1			
<b>EDUCATION OF YOUNG CHILDREN (5024)</b>  Test Company: ETS Score Range: 100-200	All enrolled students who have completed all nonclinical courses, 2019-20	1				160	33	27	82%	167
	Other enrolled students, 2019-20	1				160	60	52	87%	170
	All program completers, 2019-20	6				160	207	204	99%	172
	All program completers, 2018-19	4				160	168	165	98%	172
	All program completers, 2017-18	5				160	233	232	100%	172


**Single Assessment Institution-Level Pass Rate Data: Traditional Teacher Preparation Program Within IHE**

	<b>HEOA - Title II 2019 - 2020 Academic Year</b>
	<b>Institution Name</b> LIPSCOMB UNIVERSITY
	<b>Institution Code</b> 1161
	<b>State</b> Tennessee


April 5, 2021

Assessment Information <sup>1</sup>	Group	Number Taking Assessment	Number Passing Assessment	Institutional Pass Rate	Institutional Average Scaled Score	Assessment Cut Score <sup>2</sup>	Statewide			
							Number Taking Assessment	Number Passing Assessment	Statewide Pass Rate	Statewide Average Scaled Score
<b>ELEM ED CONTENT KNOWLEDGE (DISCONTINUED) (5014)</b>  Test Company: ETS Score Range: 100-200	All enrolled students who have completed all nonclinical courses, 2019-20									
	Other enrolled students, 2019-20									
	All program completers, 2019-20									
	All program completers, 2018-19									
	All program completers, 2017-18						3			
<b>ELEM ED CONTENT KNOWLEDGE (5018)</b>  Test Company: ETS Score Range: 100-200	All enrolled students who have completed all nonclinical courses, 2019-20	1				163	77	68	88%	170
	Other enrolled students, 2019-20	12	11	92%	174	163	98	68	69%	167
	All program completers, 2019-20	26	26	100%	176	163	758	743	98%	173
	All program completers, 2018-19	37	37	100%	174	163	1079	1070	99%	174
	All program completers, 2017-18	30	30	100%	174	163	1138	1123	99%	174
<b>ELEM ED CURR INSTRUC ASSESSMENT (5017)</b>  Test Company: ETS Score Range: 100-200	All enrolled students who have completed all nonclinical courses, 2019-20						19	18	95%	171
	Other enrolled students, 2019-20						15	12	80%	164
	All program completers, 2019-20	12	12	100%	174	153	209	205	98%	171
	All program completers, 2018-19	32	32	100%	173	153	897	897	100%	172
	All program completers, 2017-18	25	25	100%	176	153	897	895	100%	172
<b>ELEM ED MULTI SUBJ MATHEMATICS (5003)</b>  Test Company: ETS Score Range: 100-200	All enrolled students who have completed all nonclinical courses, 2019-20	3				157	153	129	84%	171
	Other enrolled students, 2019-20	37	27	73%	166	157	409	362	89%	174
	All program completers, 2019-20	3				157	234	223	95%	175
	All program completers, 2018-19						16	15	94%	177
	All program completers, 2017-18									

Single Assessment Institution-Level Pass Rate Data: *Traditional Teacher Preparation Program Within IHE*

		<b>HEOA - Title II 2019 - 2020 Academic Year</b>								
Institution Name		LIPSCOMB UNIVERSITY								
Institution Code		1161								
State		Tennessee								
							April 5, 2021			
Assessment Information <sup>1</sup>	Group	Number Taking Assessment	Number Passing Assessment	Institutional Pass Rate	Institutional Average Scaled Score	Assessment Cut Score <sup>2</sup>	Statewide			
							Number Taking Assessment	Number Passing Assessment	Statewide Pass Rate	Statewide Average Scaled Score
<b>ELEM ED MULTI SUBJ READING LANG ARTS (5002)</b>  Test Company: ETS Score Range: 100-200	All enrolled students who have completed all nonclinical courses, 2019-20	3				157	153	138	90%	169
	Other enrolled students, 2019-20	39	37	95%	168	157	412	382	93%	170
	All program completers, 2019-20	3				157	234	229	98%	173
	All program completers, 2018-19						16	16	100%	175
	All program completers, 2017-18									
<b>ELEM ED MULTI SUBJ SCIENCES (5005)</b>  Test Company: ETS Score Range: 100-200	All enrolled students who have completed all nonclinical courses, 2019-20	3				159	151	116	77%	167
	Other enrolled students, 2019-20	37	35	95%	172	159	403	353	88%	170
	All program completers, 2019-20	3				159	233	209	90%	170
	All program completers, 2018-19						16	14	88%	171
	All program completers, 2017-18									
<b>ELEM ED MULTI SUBJ SOCIAL STUDIES (5004)</b>  Test Company: ETS Score Range: 100-200	All enrolled students who have completed all nonclinical courses, 2019-20	3				155	151	109	72%	161
	Other enrolled students, 2019-20	38	31	82%	167	155	403	327	81%	165
	All program completers, 2019-20	3				155	234	212	91%	166
	All program completers, 2018-19						15	13	87%	170
	All program completers, 2017-18									
<b>ENGLISH LANGUAGE ARTS: CK (5038)</b>  Test Company: ETS Score Range: 100-200	All enrolled students who have completed all nonclinical courses, 2019-20	2				167	23	23	100%	180
	Other enrolled students, 2019-20	10	6	60%	173	167	75	66	88%	179
	All program completers, 2019-20	3				167	130	128	98%	180
	All program completers, 2018-19	3				167	137	137	100%	181
	All program completers, 2017-18	4				167	124	124	100%	183


**Single Assessment Institution-Level Pass Rate Data: Traditional Teacher Preparation Program Within IHE**

	<b>HEOA - Title II 2019 - 2020 Academic Year</b>
	<b>Institution Name</b> LIPSCOMB UNIVERSITY
	<b>Institution Code</b> 1161
	<b>State</b> Tennessee

April 5, 2021

Assessment Information <sup>1</sup>	Group	Number Taking Assessment	Number Passing Assessment	Institutional Pass Rate	Institutional Average Scaled Score	Assessment Cut Score <sup>2</sup>	Statewide			
							Number Taking Assessment	Number Passing Assessment	Statewide Pass Rate	Statewide Average Scaled Score
<b>ENGLISH TO SPEAKERS OF OTHER LANGUAGES (DISC) (5361)</b>  Test Company: ETS Score Range: 100-200	All enrolled students who have completed all nonclinical courses, 2019-20									
	Other enrolled students, 2019-20									
	All program completers, 2019-20									
	All program completers, 2018-19						1			
	All program completers, 2017-18	9				143	24	24	100%	162
<b>ENGLISH TO SPEAKERS OF OTHER LANGUAGES (5362)</b>  Test Company: ETS Score Range: 100-200	All enrolled students who have completed all nonclinical courses, 2019-20	2				155	10	9	90%	172
	Other enrolled students, 2019-20	13	13	100%	168	155	33	32	97%	174
	All program completers, 2019-20	24	24	100%	175	155	53	53	100%	177
	All program completers, 2018-19	30	30	100%	171	155	83	83	100%	176
	All program completers, 2017-18	25	25	100%	172	155	70	70	100%	176
<b>FAMILY AND CONSUMER SCIENCES (5122)</b>  Test Company: ETS Score Range: 100-200	All enrolled students who have completed all nonclinical courses, 2019-20									
	Other enrolled students, 2019-20						1			
	All program completers, 2019-20						6			
	All program completers, 2018-19						1			
	All program completers, 2017-18						9			
<b>FRENCH WORLD LANGUAGE (5174)</b>  Test Company: ETS Score Range: 100-200	All enrolled students who have completed all nonclinical courses, 2019-20									
	Other enrolled students, 2019-20	1				160	3			
	All program completers, 2019-20									
	All program completers, 2018-19						2			
	All program completers, 2017-18						2			

**Single Assessment Institution-Level Pass Rate Data: Traditional Teacher Preparation Program Within IHE**


	<b>HEOA - Title II 2019 - 2020 Academic Year</b>
	LIPSCOMB UNIVERSITY
	1161
	Tennessee

April 5, 2021

Assessment Information <sup>1</sup>	Group	Number Taking Assessment	Number Passing Assessment	Institutional Pass Rate	Institutional Average Scaled Score	Assessment Cut Score <sup>2</sup>	Statewide				
							Number Taking Assessment	Number Passing Assessment	Statewide Pass Rate	Statewide Average Scaled Score	
<b>GEOGRAPHY (5921)</b>  Test Company: ETS Score Range: 100-200	All enrolled students who have completed all nonclinical courses, 2019-20										
	Other enrolled students, 2019-20										
	All program completers, 2019-20						5				
	All program completers, 2018-19						2				
	All program completers, 2017-18						6				
<b>GERMAN WORLD LANGUAGE (5183)</b>  Test Company: ETS Score Range: 100-200	All enrolled students who have completed all nonclinical courses, 2019-20						1				
	Other enrolled students, 2019-20										
	All program completers, 2019-20										
	All program completers, 2018-19										
	All program completers, 2017-18										
<b>GIFTED EDUCATION (5358)</b>  Test Company: ETS Score Range: 100-200	All enrolled students who have completed all nonclinical courses, 2019-20										
	Other enrolled students, 2019-20										
	All program completers, 2019-20										
	All program completers, 2018-19										
	All program completers, 2017-18						1				
<b>GOVERNMENT POLITICAL SCIENCE (5931)</b>  Test Company: ETS Score Range: 100-200	All enrolled students who have completed all nonclinical courses, 2019-20										
	Other enrolled students, 2019-20						1				
	All program completers, 2019-20						7				
	All program completers, 2018-19	4				149	14	14	100%	172	
	All program completers, 2017-18						12	12	100%	171	




**Single Assessment Institution-Level Pass Rate Data: Traditional Teacher Preparation Program Within IHE**

	<b>HEOA - Title II 2019 - 2020 Academic Year</b>	
	<b>Institution Name</b>	LIPSCOMB UNIVERSITY
	<b>Institution Code</b>	1161
	<b>State</b>	Tennessee

April 5, 2021

Assessment Information <sup>1</sup>	Group	Number Taking Assessment	Number Passing Assessment	Institutional Pass Rate	Institutional Average Scaled Score	Assessment Cut Score <sup>2</sup>	Statewide				
							Number Taking Assessment	Number Passing Assessment	Statewide Pass Rate	Statewide Average Scaled Score	
<b>HEALTH EDUCATION (5551)</b>  Test Company: ETS Score Range: 100-200	All enrolled students who have completed all nonclinical courses, 2019-20						7				
	Other enrolled students, 2019-20	1				144	5				
	All program completers, 2019-20						15	15	100%	168	
	All program completers, 2018-19	1				144	22	22	100%	161	
	All program completers, 2017-18	5				144	36	36	100%	164	
<b>LATIN (5601)</b>  Test Company: ETS Score Range: 100-200	All enrolled students who have completed all nonclinical courses, 2019-20										
	Other enrolled students, 2019-20										
	All program completers, 2019-20										
	All program completers, 2018-19						2				
	All program completers, 2017-18						1				
<b>LIBRARY MEDIA SPECIALIST (5311)</b>  Test Company: ETS Score Range: 100-200	All enrolled students who have completed all nonclinical courses, 2019-20										
	Other enrolled students, 2019-20						2				
	All program completers, 2019-20						5				
	All program completers, 2018-19						3				
	All program completers, 2017-18						6				
<b>MARKETING EDUCATION (5561)</b>  Test Company: ETS Score Range: 100-200	All enrolled students who have completed all nonclinical courses, 2019-20										
	Other enrolled students, 2019-20	1				169	1				
	All program completers, 2019-20										
	All program completers, 2018-19										
	All program completers, 2017-18										


**Single Assessment Institution-Level Pass Rate Data: Traditional Teacher Preparation Program Within IHE**

	<b>HEOA - Title II 2019 - 2020 Academic Year</b>
	LIPSCOMB UNIVERSITY
	1161
	Tennessee

April 5, 2021

Assessment Information <sup>1</sup>	Group	Number Taking Assessment	Number Passing Assessment	Institutional Pass Rate	Institutional Average Scaled Score	Assessment Cut Score <sup>2</sup>	Statewide			
							Number Taking Assessment	Number Passing Assessment	Statewide Pass Rate	Statewide Average Scaled Score
<b>MATHEMATICS CONTENT KNOWLEDGE (5161)</b>  Test Company: ETS Score Range: 100-200	All enrolled students who have completed all nonclinical courses, 2019-20						9			
	Other enrolled students, 2019-20	5				160	46	23	50%	157
	All program completers, 2019-20	4				160	45	37	82%	167
	All program completers, 2018-19	1				160	52	52	100%	170
	All program completers, 2017-18	2				160	63	62	98%	170
<b>MIDDLE SCHOOL CONTENT KNOWLEDGE (5146)</b>  Test Company: ETS Score Range: 100-200	All enrolled students who have completed all nonclinical courses, 2019-20									
	Other enrolled students, 2019-20						2			
	All program completers, 2019-20									
	All program completers, 2018-19						2			
	All program completers, 2017-18	5				150	53	50	94%	163
<b>MIDDLE SCHOOL ENG LANG ARTS (5047)</b>  Test Company: ETS Score Range: 100-200	All enrolled students who have completed all nonclinical courses, 2019-20						2			
	Other enrolled students, 2019-20	3				164	8			
	All program completers, 2019-20						4			
	All program completers, 2018-19						5			
	All program completers, 2017-18	1				164	4			
<b>MIDDLE SCHOOL MATHEMATICS (5169)</b>  Test Company: ETS Score Range: 100-200	All enrolled students who have completed all nonclinical courses, 2019-20						12	8	67%	167
	Other enrolled students, 2019-20	5				165	23	18	78%	169
	All program completers, 2019-20						25	25	100%	175
	All program completers, 2018-19	3				165	32	32	100%	175
	All program completers, 2017-18	1				165	12	12	100%	173


**Single Assessment Institution-Level Pass Rate Data: Traditional Teacher Preparation Program Within IHE**

	<b>HEOA - Title II 2019 - 2020 Academic Year</b>
	LIPSCOMB UNIVERSITY
	1161
	Tennessee

April 5, 2021

Assessment Information <sup>1</sup>	Group	Number Taking Assessment	Number Passing Assessment	Institutional Pass Rate	Institutional Average Scaled Score	Assessment Cut Score <sup>2</sup>	Statewide			
							Number Taking Assessment	Number Passing Assessment	Statewide Pass Rate	Statewide Average Scaled Score
<b>MIDDLE SCHOOL SCIENCE (5440)</b>  Test Company: ETS Score Range: 100-200	All enrolled students who have completed all nonclinical courses, 2019-20						1			
	Other enrolled students, 2019-20	1				150	4			
	All program completers, 2019-20						10	10	100%	167
	All program completers, 2018-19						9			
	All program completers, 2017-18						8			
<b>MIDDLE SCHOOL SOCIAL STUDIES (5089)</b>  Test Company: ETS Score Range: 100-200	All enrolled students who have completed all nonclinical courses, 2019-20									
	Other enrolled students, 2019-20	1				146	3			
	All program completers, 2019-20	1				146	7			
	All program completers, 2018-19	1				146	7			
	All program completers, 2017-18						4			
<b>MUSIC CONTENT &amp; INSTRUCTION (5114)</b>  Test Company: ETS Score Range: 100-200	All enrolled students who have completed all nonclinical courses, 2019-20	3				162	26	18	69%	164
	Other enrolled students, 2019-20	2				162	51	35	69%	166
	All program completers, 2019-20	3				162	97	92	95%	170
	All program completers, 2018-19	3				162	119	117	98%	171
	All program completers, 2017-18	3				162	100	100	100%	170
<b>PHYSICAL ED CONTENT AND DESIGN (5095)</b>  Test Company: ETS Score Range: 100-200	All enrolled students who have completed all nonclinical courses, 2019-20						31	21	68%	170
	Other enrolled students, 2019-20	4				169	31	13	42%	164
	All program completers, 2019-20	1				169	66	61	92%	174
	All program completers, 2018-19						83	80	96%	174
	All program completers, 2017-18	5				169	80	76	95%	172


**Single Assessment Institution-Level Pass Rate Data: Traditional Teacher Preparation Program Within IHE**

	<b>HEOA - Title II 2019 - 2020 Academic Year</b>
	LIPSCOMB UNIVERSITY
	1161
	Tennessee

April 5, 2021

Assessment Information <sup>1</sup>	Group	Number Taking Assessment	Number Passing Assessment	Institutional Pass Rate	Institutional Average Scaled Score	Assessment Cut Score <sup>2</sup>	Statewide			
							Number Taking Assessment	Number Passing Assessment	Statewide Pass Rate	Statewide Average Scaled Score
<b>PHYSICS CONTENT KNOWLEDGE (5265)</b>  Test Company: ETS Score Range: 100-200	All enrolled students who have completed all nonclinical courses, 2019-20						1			
	Other enrolled students, 2019-20									
	All program completers, 2019-20									
	All program completers, 2018-19						7			
	All program completers, 2017-18						3			
<b>PRINC LEARNING AND TEACHING 5-9 (5623)</b>  Test Company: ETS Score Range: 100-200	All enrolled students who have completed all nonclinical courses, 2019-20						1			
	Other enrolled students, 2019-20						3			
	All program completers, 2019-20						8			
	All program completers, 2018-19	1				160	31	31	100%	174
	All program completers, 2017-18	5				160	63	62	98%	174
<b>PRINC LEARNING AND TEACHING 7-12 (5624)</b>  Test Company: ETS Score Range: 100-200	All enrolled students who have completed all nonclinical courses, 2019-20						11	9	82%	171
	Other enrolled students, 2019-20	1				157	20	17	85%	169
	All program completers, 2019-20						58	58	100%	175
	All program completers, 2018-19	2				157	219	218	100%	176
	All program completers, 2017-18	13	13	100%	180	157	413	411	100%	177
<b>PRINC LEARNING AND TEACHING EARLY CHILD (5621)</b>  Test Company: ETS Score Range: 100-200	All enrolled students who have completed all nonclinical courses, 2019-20						5			
	Other enrolled students, 2019-20						7			
	All program completers, 2019-20						16	15	94%	166
	All program completers, 2018-19	1				157	52	51	98%	170
	All program completers, 2017-18	1				157	181	181	100%	171


**Single Assessment Institution-Level Pass Rate Data: Traditional Teacher Preparation Program Within IHE**

	<b>HEOA - Title II 2019 - 2020 Academic Year</b>
	LIPSCOMB UNIVERSITY
	1161
	Tennessee

April 5, 2021

Assessment Information <sup>1</sup>	Group	Number Taking Assessment	Number Passing Assessment	Institutional Pass Rate	Institutional Average Scaled Score	Assessment Cut Score <sup>2</sup>	Statewide			
							Number Taking Assessment	Number Passing Assessment	Statewide Pass Rate	Statewide Average Scaled Score
<b>PRINC LEARNING AND TEACHING K-6 (5622)</b>  Test Company: ETS Score Range: 100-200	All enrolled students who have completed all nonclinical courses, 2019-20						25	17	68%	168
	Other enrolled students, 2019-20	1				160	39	29	74%	167
	All program completers, 2019-20	1				160	121	120	99%	175
	All program completers, 2018-19	1				160	362	359	99%	177
	All program completers, 2017-18	17	17	100%	177	160	606	605	100%	176
<b>PSYCHOLOGY (5391)</b>  Test Company: ETS Score Range: 100-200	All enrolled students who have completed all nonclinical courses, 2019-20						1			
	Other enrolled students, 2019-20									
	All program completers, 2019-20						1			
	All program completers, 2018-19						5			
	All program completers, 2017-18						1			
<b>SE CK AND MILD TO MODERATE APPL (5543)</b>  Test Company: ETS Score Range: 100-200	All enrolled students who have completed all nonclinical courses, 2019-20	1				158	29	26	90%	171
	Other enrolled students, 2019-20	20	13	65%	163	158	68	51	75%	167
	All program completers, 2019-20	3				158	110	109	99%	174
	All program completers, 2018-19	6				158	143	143	100%	175
	All program completers, 2017-18	5				158	141	141	100%	173
<b>SE CK AND SEVERE TO PROF APPL (5545)</b>  Test Company: ETS Score Range: 100-200	All enrolled students who have completed all nonclinical courses, 2019-20						12	12	100%	177
	Other enrolled students, 2019-20	1				158	36	36	100%	178
	All program completers, 2019-20						73	73	100%	179
	All program completers, 2018-19						77	77	100%	178
	All program completers, 2017-18						92	92	100%	178


**Single Assessment Institution-Level Pass Rate Data: Traditional Teacher Preparation Program Within IHE**

	<b>HEOA - Title II 2019 - 2020 Academic Year</b>
	LIPSCOMB UNIVERSITY
	1161
	Tennessee

April 5, 2021

Assessment Information <sup>1</sup>	Group	Number Taking Assessment	Number Passing Assessment	Institutional Pass Rate	Institutional Average Scaled Score	Assessment Cut Score <sup>2</sup>	Statewide			
							Number Taking Assessment	Number Passing Assessment	Statewide Pass Rate	Statewide Average Scaled Score
<b>SE CORE KNOWLEDGE &amp; APPLICATIONS (5354)</b>  Test Company: ETS Score Range: 100-200	All enrolled students who have completed all nonclinical courses, 2019-20						10	10	100%	169
	Other enrolled students, 2019-20						25	24	96%	168
	All program completers, 2019-20						67	67	100%	175
	All program completers, 2018-19						52	52	100%	176
	All program completers, 2017-18						94	94	100%	174
<b>SE TEACHING STU WVVISUAL IMPAIRMENT (5282)</b>  Test Company: ETS Score Range: 100-200	All enrolled students who have completed all nonclinical courses, 2019-20									
	Other enrolled students, 2019-20									
	All program completers, 2019-20									
	All program completers, 2018-19						2			
	All program completers, 2017-18						1			
<b>SE: PRESCHOOL EARLY CHILDHOOD (5691)</b>  Test Company: ETS Score Range: 100-200	All enrolled students who have completed all nonclinical courses, 2019-20						11	11	100%	170
	Other enrolled students, 2019-20						33	28	85%	167
	All program completers, 2019-20						62	62	100%	173
	All program completers, 2018-19						44	44	100%	174
	All program completers, 2017-18						96	96	100%	173
<b>SPANISH WORLD LANGUAGE (5195)</b>  Test Company: ETS Score Range: 100-200	All enrolled students who have completed all nonclinical courses, 2019-20						1			
	Other enrolled students, 2019-20	2				163	13	6	46%	158
	All program completers, 2019-20						6			
	All program completers, 2018-19	1				163	11	9	82%	172
	All program completers, 2017-18	1				163	14	13	93%	174


**Single Assessment Institution-Level Pass Rate Data: Traditional Teacher Preparation Program Within IHE**

	<b>HEOA - Title II 2019 - 2020 Academic Year</b>
	LIPSCOMB UNIVERSITY
	1161
	Tennessee

April 5, 2021

Assessment Information <sup>1</sup>	Group	Number Taking Assessment	Number Passing Assessment	Institutional Pass Rate	Institutional Average Scaled Score	Assessment Cut Score <sup>2</sup>	Statewide			
							Number Taking Assessment	Number Passing Assessment	Statewide Pass Rate	Statewide Average Scaled Score
<b>TEACHING READING: ELEM EDUCATION (5203)</b>  Test Company: ETS Score Range: 100-200	All enrolled students who have completed all nonclinical courses, 2019-20	7				162	227	215	95%	174
	Other enrolled students, 2019-20	29	25	86%	173	162	471	412	87%	173
	All program completers, 2019-20	34	34	100%	177	162	1180	1167	99%	176
	All program completers, 2018-19	45	45	100%	176	162	1290	1285	100%	176
	All program completers, 2017-18	40	40	100%	178	162	1351	1343	99%	177
<b>TEACHING READING: ELEMENTARY (5205)</b>  Test Company: ETS Score Range: 100-200	All enrolled students who have completed all nonclinical courses, 2019-20						15	11	73%	162
	Other enrolled students, 2019-20						37	31	84%	167
	All program completers, 2019-20						4			
	All program completers, 2018-19									
	All program completers, 2017-18									
<b>TECHNOLOGY EDUCATION (5051)</b>  Test Company: ETS Score Range: 100-200	All enrolled students who have completed all nonclinical courses, 2019-20									
	Other enrolled students, 2019-20									
	All program completers, 2019-20						1			
	All program completers, 2018-19									
	All program completers, 2017-18									
<b>THEATRE (5641)</b>  Test Company: ETS Score Range: 100-200	All enrolled students who have completed all nonclinical courses, 2019-20						1			
	Other enrolled students, 2019-20	2				159	10	8	80%	171
	All program completers, 2019-20	2				159	9			
	All program completers, 2018-19	2				159	6			
	All program completers, 2017-18						10	10	100%	171

**Single Assessment Institution-Level Pass Rate Data: Traditional Teacher Preparation Program Within IHE**


	<b>HEOA - Title II 2019 - 2020 Academic Year</b>
	<b>Institution Name</b> LIPSCOMB UNIVERSITY
	<b>Institution Code</b> 1161
	<b>State</b> Tennessee

April 5, 2021

Assessment Information <sup>1</sup>	Group	Number Taking Assessment	Number Passing Assessment	Institutional Pass Rate	Institutional Average Scaled Score	Assessment Cut Score <sup>2</sup>	Statewide			
							Number Taking Assessment	Number Passing Assessment	Statewide Pass Rate	Statewide Average Scaled Score
<b>WORLD AND U.S. HISTORY CK (5941)</b>  Test Company: ETS Score Range: 100-200	All enrolled students who have completed all nonclinical courses, 2019-20	2				157	26	14	54%	156
	Other enrolled students, 2019-20	7				157	78	52	67%	160
	All program completers, 2019-20	3				157	115	109	95%	168
	All program completers, 2018-19	6				157	127	124	98%	166
	All program completers, 2017-18	7				157	151	146	97%	165
<b>EDTPA: AGRICULTURAL EDUCATION (TPA0100)</b>  Test Company: E.S. Pearson* Score Range: 15-75	All enrolled students who have completed all nonclinical courses, 2019-20									
	Other enrolled students, 2019-20									
	All program completers, 2019-20						19	16	84%	46
	All program completers, 2018-19						14	14	100%	53
	All program completers, 2017-18						3			
<b>EDTPA: FAMILY AND CONSUMER SCIENCES (TPA0117)</b>  Test Company: E.S. Pearson* Score Range: 15-75	All enrolled students who have completed all nonclinical courses, 2019-20									
	Other enrolled students, 2019-20									
	All program completers, 2019-20						4			
	All program completers, 2018-19									
	All program completers, 2017-18						3			
<b>EDTPA: BUSINESS EDUCATION (TPA0102)</b>  Test Company: E.S. Pearson* Score Range: 15-75	All enrolled students who have completed all nonclinical courses, 2019-20									
	Other enrolled students, 2019-20									
	All program completers, 2019-20						6			
	All program completers, 2018-19						6			
	All program completers, 2017-18						3			




**Single Assessment Institution-Level Pass Rate Data: Traditional Teacher Preparation Program Within IHE**

	<b>HEOA - Title II 2019 - 2020 Academic Year</b>
	<b>Institution Name</b> LIPSCOMB UNIVERSITY
	<b>Institution Code</b> 1161
	<b>State</b> Tennessee

April 5, 2021

Assessment Information <sup>1</sup>	Group	Number Taking Assessment	Number Passing Assessment	Institutional Pass Rate	Institutional Average Scaled Score	Assessment Cut Score <sup>2</sup>	Statewide			
							Number Taking Assessment	Number Passing Assessment	Statewide Pass Rate	Statewide Average Scaled Score
<b>EDTPA: CLASSICAL LANGUAGES (TPA0104)</b>  Test Company: E.S. Pearson* Score Range: 13-65	All enrolled students who have completed all nonclinical courses, 2019-20									
	Other enrolled students, 2019-20									
	All program completers, 2019-20									
	All program completers, 2018-19						1			
	All program completers, 2017-18						1			
<b>EDTPA: EARLY CHILDHOOD (TPA0014)</b>  Test Company: E.S. Pearson* Score Range: 15-75	All enrolled students who have completed all nonclinical courses, 2019-20						3			
	Other enrolled students, 2019-20						3			
	All program completers, 2019-20						131	130	99%	45
	All program completers, 2018-19	1				37	102	100	98%	45
	All program completers, 2017-18						55	55	100%	46
<b>EDTPA: ELEM ED LITERACY WITH MATHEMATICS TASK 4 (TPA0110)</b>  Test Company: E.S. Pearson* Score Range: 18-90	All enrolled students who have completed all nonclinical courses, 2019-20						2			
	Other enrolled students, 2019-20						1			
	All program completers, 2019-20						72	72	100%	56
	All program completers, 2018-19						88	88	100%	55
	All program completers, 2017-18						42	42	100%	59
<b>EDTPA: ELEM ED MATHEMATICS WITH LITERACY TASK 4 (TPA0149)</b>  Test Company: E.S. Pearson* Score Range: 18-90	All enrolled students who have completed all nonclinical courses, 2019-20									
	Other enrolled students, 2019-20									
	All program completers, 2019-20						3			
	All program completers, 2018-19									
	All program completers, 2017-18									

**Single Assessment Institution-Level Pass Rate Data: Traditional Teacher Preparation Program Within IHE**

	<b>HEOA - Title II 2019 - 2020 Academic Year</b>
	<b>Institution Name</b>
	<b>Institution Code</b>
	<b>State</b>

LIPSCOMB UNIVERSITY


1161

Tennessee


April 5, 2021

Assessment Information <sup>1</sup>	Group	Number Taking Assessment	Number Passing Assessment	Institutional Pass Rate	Institutional Average Scaled Score	Assessment Cut Score <sup>2</sup>	Statewide			
							Number Taking Assessment	Number Passing Assessment	Statewide Pass Rate	Statewide Average Scaled Score
<b>EDTPA: ELEMENTARY LITERACY (TPA0001)</b>  Test Company: E.S. Pearson* Score Range: 15-75	All enrolled students who have completed all nonclinical courses, 2019-20						3			
	Other enrolled students, 2019-20						4			
	All program completers, 2019-20	21	21	100%	48	40	383	375	98%	47
	All program completers, 2018-19	20	20	100%	48	37	243	243	100%	48
	All program completers, 2017-18	12	12	100%	47	37	188	187	99%	48
<b>EDTPA: ELEMENTARY MATHEMATICS (TPA0002)</b>  Test Company: E.S. Pearson* Score Range: 15-75	All enrolled students who have completed all nonclinical courses, 2019-20						10	10	100%	49
	Other enrolled students, 2019-20						3			
	All program completers, 2019-20	3				40	242	236	98%	48
	All program completers, 2018-19	11	11	100%	45	37	255	255	100%	48
	All program completers, 2017-18	2				37	176	176	100%	48
<b>EDTPA: ENGLISH AS AN ADDITIONAL LANGUAGE (TPA0115)</b>  Test Company: E.S. Pearson* Score Range: 15-75	All enrolled students who have completed all nonclinical courses, 2019-20									
	Other enrolled students, 2019-20						2			
	All program completers, 2019-20						15	15	100%	52
	All program completers, 2018-19						20	20	100%	53
	All program completers, 2017-18	1				37	9			
<b>EDTPA: HEALTH EDUCATION (TPA0119)</b>  Test Company: E.S. Pearson* Score Range: 15-75	All enrolled students who have completed all nonclinical courses, 2019-20									
	Other enrolled students, 2019-20	1				40	1			
	All program completers, 2019-20						1			
	All program completers, 2018-19									
	All program completers, 2017-18						2			

Single Assessment Institution-Level Pass Rate Data: *Traditional Teacher Preparation Program Within IHE*

		<b>HEOA - Title II 2019 - 2020 Academic Year</b>								
Institution Name		LIPSCOMB UNIVERSITY								
Institution Code		1161								
State		Tennessee								
							April 5, 2021			
Assessment Information <sup>1</sup>	Group	Number Taking Assessment	Number Passing Assessment	Institutional Pass Rate	Institutional Average Scaled Score	Assessment Cut Score <sup>2</sup>	Statewide			
							Number Taking Assessment	Number Passing Assessment	Statewide Pass Rate	Statewide Average Scaled Score
<b>EDTPA: K-12 PERFORMING ARTS (TPA0021)</b>  Test Company: E.S. Pearson* Score Range: 15-75	All enrolled students who have completed all nonclinical courses, 2019-20						1			
	Other enrolled students, 2019-20						1			
	All program completers, 2019-20	5				40	101	93	92%	47
	All program completers, 2018-19	5				37	78	77	99%	47
	All program completers, 2017-18						41	41	100%	48
<b>EDTPA: K-12 PHYSICAL EDUCATION (TPA0011)</b>  Test Company: E.S. Pearson* Score Range: 15-75	All enrolled students who have completed all nonclinical courses, 2019-20						1			
	Other enrolled students, 2019-20									
	All program completers, 2019-20	1				40	59	47	80%	43
	All program completers, 2018-19						48	47	98%	43
	All program completers, 2017-18	1				37	21	21	100%	45
<b>EDTPA: LIBRARY SPECIALIST (TPA0127)</b>  Test Company: E.S. Pearson* Score Range: 15-75	All enrolled students who have completed all nonclinical courses, 2019-20									
	Other enrolled students, 2019-20						1			
	All program completers, 2019-20						5			
	All program completers, 2018-19						1			
	All program completers, 2017-18						1			
<b>EDTPA: MIDDLE CHILDHOOD ENGLISH LANGUAGE ARTS (TPA0018)</b>  Test Company: E.S. Pearson* Score Range: 15-75	All enrolled students who have completed all nonclinical courses, 2019-20									
	Other enrolled students, 2019-20									
	All program completers, 2019-20						2			
	All program completers, 2018-19									
	All program completers, 2017-18									

**Single Assessment Institution-Level Pass Rate Data: Traditional Teacher Preparation Program Within IHE**

	<b>HEOA - Title II 2019 - 2020 Academic Year</b>
	<b>Institution Name</b>
	<b>Institution Code</b>
	<b>State</b>

LIPSCOMB UNIVERSITY


1161

Tennessee

April 5, 2021

Assessment Information <sup>1</sup>	Group	Number Taking Assessment	Number Passing Assessment	Institutional Pass Rate	Institutional Average Scaled Score	Assessment Cut Score <sup>2</sup>	Statewide			
							Number Taking Assessment	Number Passing Assessment	Statewide Pass Rate	Statewide Average Scaled Score
<b>EDTPA: MIDDLE CHILDHOOD HISTORY-SOCIAL STUDIES (TPA0019)</b>  Test Company: E.S. Pearson* Score Range: 15-75	All enrolled students who have completed all nonclinical courses, 2019-20									
	Other enrolled students, 2019-20									
	All program completers, 2019-20	1				40	7			
	All program completers, 2018-19						2			
	All program completers, 2017-18									
<b>EDTPA: MIDDLE CHILDHOOD MATHEMATICS (TPA0016)</b>  Test Company: E.S. Pearson* Score Range: 15-75	All enrolled students who have completed all nonclinical courses, 2019-20									
	Other enrolled students, 2019-20						1			
	All program completers, 2019-20						24	24	100%	47
	All program completers, 2018-19	2				37	18	18	100%	48
	All program completers, 2017-18	1				37	7			
<b>EDTPA: MIDDLE CHILDHOOD SCIENCE (TPA0017)</b>  Test Company: E.S. Pearson* Score Range: 15-75	All enrolled students who have completed all nonclinical courses, 2019-20									
	Other enrolled students, 2019-20									
	All program completers, 2019-20						5			
	All program completers, 2018-19						6			
	All program completers, 2017-18									
<b>EDTPA: SECONDARY ENGLISH LANGUAGE ARTS (TPA0003)</b>  Test Company: E.S. Pearson* Score Range: 15-75	All enrolled students who have completed all nonclinical courses, 2019-20									
	Other enrolled students, 2019-20						1			
	All program completers, 2019-20	2				40	117	116	99%	48
	All program completers, 2018-19	3				37	84	84	100%	50
	All program completers, 2017-18						41	41	100%	51


**Single Assessment Institution-Level Pass Rate Data: Traditional Teacher Preparation Program Within IHE**

	<b>HEOA - Title II 2019 - 2020 Academic Year</b>
	LIPSCOMB UNIVERSITY
	1161
	Tennessee

April 5, 2021

Assessment Information <sup>1</sup>	Group	Number Taking Assessment	Number Passing Assessment	Institutional Pass Rate	Institutional Average Scaled Score	Assessment Cut Score <sup>2</sup>	Statewide			
							Number Taking Assessment	Number Passing Assessment	Statewide Pass Rate	Statewide Average Scaled Score
<b>EDTPA: SECONDARY HISTORY-SOCIAL STUDIES (TPA0004)</b>  Test Company: E.S. Pearson* Score Range: 15-75	All enrolled students who have completed all nonclinical courses, 2019-20	1				40	2			
	Other enrolled students, 2019-20	1				40	7			
	All program completers, 2019-20	2				40	111	111	100%	47
	All program completers, 2018-19	5				37	82	82	100%	47
	All program completers, 2017-18	4				37	54	54	100%	47
<b>EDTPA: SECONDARY MATHEMATICS (TPA0005)</b>  Test Company: E.S. Pearson* Score Range: 15-75	All enrolled students who have completed all nonclinical courses, 2019-20						1			
	Other enrolled students, 2019-20						1			
	All program completers, 2019-20	2				40	46	36	78%	42
	All program completers, 2018-19						40	40	100%	45
	All program completers, 2017-18	1				37	17	17	100%	45
<b>EDTPA: SECONDARY SCIENCE (TPA0006)</b>  Test Company: E.S. Pearson* Score Range: 15-75	All enrolled students who have completed all nonclinical courses, 2019-20						1			
	Other enrolled students, 2019-20						1			
	All program completers, 2019-20	1				40	44	38	86%	45
	All program completers, 2018-19	1				37	58	58	100%	46
	All program completers, 2017-18						26	25	96%	45
<b>EDTPA: SPECIAL EDUCATION (TPA0012)</b>  Test Company: E.S. Pearson* Score Range: 15-75	All enrolled students who have completed all nonclinical courses, 2019-20						1			
	Other enrolled students, 2019-20						2			
	All program completers, 2019-20	3				40	132	127	96%	47
	All program completers, 2018-19	6				37	141	138	98%	47
	All program completers, 2017-18	3				37	95	92	97%	47

**Single Assessment Institution-Level Pass Rate Data: Traditional Teacher Preparation Program Within IHE**

	<b>HEOA - Title II 2019 - 2020 Academic Year</b>	
	<b>Institution Name</b>	LIPSCOMB UNIVERSITY
	<b>Institution Code</b>	1161
	<b>State</b>	Tennessee

April 5, 2021

Assessment Information <sup>1</sup>	Group	Number Taking Assessment	Number Passing Assessment	Institutional Pass Rate	Institutional Average Scaled Score	Assessment Cut Score <sup>2</sup>	Statewide			
							Number Taking Assessment	Number Passing Assessment	Statewide Pass Rate	Statewide Average Scaled Score
<b>EDTPA: VISUAL ARTS (TPA0015)</b>  Test Company: E.S. Pearson* Score Range: 15-75	All enrolled students who have completed all nonclinical courses, 2019-20									
	Other enrolled students, 2019-20									
	All program completers, 2019-20	1				40	31	31	100%	53
	All program completers, 2018-19	2				37	23	23	100%	52
	All program completers, 2017-18						12	12	100%	50
<b>EDTPA: WORLD LANGUAGES (TPA0020)</b>  Test Company: E.S. Pearson* Score Range: 13-65	All enrolled students who have completed all nonclinical courses, 2019-20									
	Other enrolled students, 2019-20						1			
	All program completers, 2019-20						5			
	All program completers, 2018-19	1				32	4			
	All program completers, 2017-18						8			
<b>MATHEMATICS (MIDDLE GRADES AND EARLY SECONDARY) (ESP0105)</b>  Test Company: E.S. Pearson* Score Range: 100-300	All enrolled students who have completed all nonclinical courses, 2019-20									
	Other enrolled students, 2019-20						4			
	All program completers, 2019-20						4			
	All program completers, 2018-19									
	All program completers, 2017-18									
<b>MATHEMATICS (ESP0304)</b>  Test Company: E.S. Pearson* Score Range: 100-300	All enrolled students who have completed all nonclinical courses, 2019-20						8			
	Other enrolled students, 2019-20						8			
	All program completers, 2019-20						11	11	100%	238
	All program completers, 2018-19						2			
	All program completers, 2017-18									


Note: In cases where there are less than ten students taking the assessment or license/certificate, the number passing and pass rate are not reported.

<sup>1</sup>Tests with multiple delivery options (computer, paper, etc.) will be noted with the assessment code for one format only.

<sup>2</sup>Cut scores may vary for groups depending upon when the cut scores are established by the state and when each group completed their teacher certification or licensure assessment.

\*Questions regarding tests listed by this testing company must be addressed to your state Title II Coordinator.

**Summary Institution-Level Pass Rate Data: Alternative Teacher Preparation Program Within IHE**


		<b>HEOA - Title II 2019 - 2020 Academic Year</b>				
<b>Institution Name</b>		LIPSCOMB UNIVERSITY				
<b>Institution Code</b>		1161				
<b>State</b>		Tennessee				
		<i>April 5, 2021</i>				
			<b>Statewide</b>			
<b>Group</b>	<b>Number Taking Assessment<sup>1</sup></b>	<b>Number Passing Assessment<sup>2</sup></b>	<b>Institutional Pass Rate</b>	<b>Number Taking Assessment<sup>1</sup></b>	<b>Number Passing Assessment<sup>2</sup></b>	<b>Statewide Pass Rate</b>
All program completers, 2019-20	62	62	100%	423	400	95%
All program completers, 2018-19	106	106	100%	593	567	96%
All program completers, 2017-18	97	97	100%	474	458	97%

Note: In cases where there are less than ten students taking the assessment or license/certificate, the number passing and pass rate are not reported.

<sup>1</sup> Number of completers taking one or more assessments within their area of specialization.

<sup>2</sup> Summary level "Number Taking Assessment" may differ from assessment level "Number Taking Assessment" because each student is counted once at the summary level but may be counted in multiple assessments at the assessment level.

**Single Assessment Institution-Level Pass Rate Data: Alternative Teacher Preparation Program Within IHE**


	<b>HEOA - Title II 2019 - 2020 Academic Year</b>
	<b>Institution Name</b> LIPSCOMB UNIVERSITY
	<b>Institution Code</b> 1161
	<b>State</b> Tennessee

April 5, 2021

Assessment Information <sup>1</sup>	Group	Number Taking Assessment	Number Passing Assessment	Institutional Pass Rate	Institutional Average Scaled Score	Assessment Cut Score <sup>2</sup>	Statewide			
							Number Taking Assessment	Number Passing Assessment	Statewide Pass Rate	Statewide Average Scaled Score
<b>AGRICULTURE (5701)</b>  Test Company: ETS Score Range: 100-200	All enrolled students who have completed all nonclinical courses, 2019-20									
	Other enrolled students, 2019-20						2			
	All program completers, 2019-20						5			
	All program completers, 2018-19						4			
	All program completers, 2017-18						6			
<b>AMERICAN SIGN LANGUAGE PROFICIENCY INTERVIEW ASLPI (0634)</b>  Test Company: ETS Score Range: 100-200	All enrolled students who have completed all nonclinical courses, 2019-20									
	Other enrolled students, 2019-20						1			
	All program completers, 2019-20									
	All program completers, 2018-19									
	All program completers, 2017-18									
<b>ART CONTENT AND ANALYSIS (5135)</b>  Test Company: ETS Score Range: 100-200	All enrolled students who have completed all nonclinical courses, 2019-20						10	10	100%	170
	Other enrolled students, 2019-20	8				161	22	18	82%	171
	All program completers, 2019-20	1				161	9			
	All program completers, 2018-19	1				161	9			
	All program completers, 2017-18						8			
<b>BIOLOGY CONTENT KNOWLEDGE (0235)</b>  Test Company: ETS Score Range: 100-200	All enrolled students who have completed all nonclinical courses, 2019-20						12	11	92%	162
	Other enrolled students, 2019-20	12	12	100%	171	148	54	50	93%	162
	All program completers, 2019-20	1				148	32	30	94%	163
	All program completers, 2018-19	7				148	43	43	100%	162
	All program completers, 2017-18	4				148	42	42	100%	161




**Single Assessment Institution-Level Pass Rate Data: Alternative Teacher Preparation Program Within IHE**

	<b>HEOA - Title II 2019 - 2020 Academic Year</b>
	LIPSCOMB UNIVERSITY
	1161
	Tennessee

April 5, 2021

Assessment Information <sup>1</sup>	Group	Number Taking Assessment	Number Passing Assessment	Institutional Pass Rate	Institutional Average Scaled Score	Assessment Cut Score <sup>2</sup>	Statewide			
							Number Taking Assessment	Number Passing Assessment	Statewide Pass Rate	Statewide Average Scaled Score
<b>BUSINESS ED CONTENT KNOWLEDGE (5101)</b>  Test Company: ETS Score Range: 100-200	All enrolled students who have completed all nonclinical courses, 2019-20						2			
	Other enrolled students, 2019-20	2				154	36	36	100%	168
	All program completers, 2019-20						10	9	90%	168
	All program completers, 2018-19	1				154	21	20	95%	168
	All program completers, 2017-18	1				154	13	13	100%	164
<b>CHEMISTRY CONTENT KNOWLEDGE (0245)</b>  Test Company: ETS Score Range: 100-200	All enrolled students who have completed all nonclinical courses, 2019-20						3			
	Other enrolled students, 2019-20	4				152	21	19	90%	163
	All program completers, 2019-20	1				152	10	10	100%	169
	All program completers, 2018-19	1				152	20	20	100%	167
	All program completers, 2017-18						8			
<b>CHINESE (MANDARIN) WORLD LANGUAGE (5665)</b>  Test Company: ETS Score Range: 100-200	All enrolled students who have completed all nonclinical courses, 2019-20									
	Other enrolled students, 2019-20									
	All program completers, 2019-20									
	All program completers, 2018-19									
	All program completers, 2017-18						1			
<b>EARLY CHILDHOOD EDUCATION (5025)</b>  Test Company: ETS Score Range: 100-200	All enrolled students who have completed all nonclinical courses, 2019-20						1			
	Other enrolled students, 2019-20	2				156	6			
	All program completers, 2019-20									
	All program completers, 2018-19									
	All program completers, 2017-18									


**Single Assessment Institution-Level Pass Rate Data: Alternative Teacher Preparation Program Within IHE**

	<b>HEOA - Title II 2019 - 2020 Academic Year</b>	
	<b>Institution Name</b>	LIPSCOMB UNIVERSITY
	<b>Institution Code</b>	1161
	<b>State</b>	Tennessee

April 5, 2021

Assessment Information <sup>1</sup>	Group	Number Taking Assessment	Number Passing Assessment	Institutional Pass Rate	Institutional Average Scaled Score	Assessment Cut Score <sup>2</sup>	Statewide			
							Number Taking Assessment	Number Passing Assessment	Statewide Pass Rate	Statewide Average Scaled Score
<b>EARTH AND SPACE SCIENCES - CK (5571)</b>  Test Company: ETS Score Range: 100-200	All enrolled students who have completed all nonclinical courses, 2019-20									
	Other enrolled students, 2019-20						1			
	All program completers, 2019-20									
	All program completers, 2018-19									
	All program completers, 2017-18									
<b>ECONOMICS (5911)</b>  Test Company: ETS Score Range: 100-200	All enrolled students who have completed all nonclinical courses, 2019-20									
	Other enrolled students, 2019-20						2			
	All program completers, 2019-20						1			
	All program completers, 2018-19						3			
	All program completers, 2017-18									
<b>EDUCATION OF YOUNG CHILDREN (DISCONTINUED) (5021)</b>  Test Company: ETS Score Range: 100-200	All enrolled students who have completed all nonclinical courses, 2019-20									
	Other enrolled students, 2019-20									
	All program completers, 2019-20									
	All program completers, 2018-19									
	All program completers, 2017-18						1			
<b>EDUCATION OF YOUNG CHILDREN (5024)</b>  Test Company: ETS Score Range: 100-200	All enrolled students who have completed all nonclinical courses, 2019-20						1			
	Other enrolled students, 2019-20	4				160	13	9	69%	162
	All program completers, 2019-20	1				160	10	10	100%	168
	All program completers, 2018-19						9			
	All program completers, 2017-18	1				160	6			

**Single Assessment Institution-Level Pass Rate Data: Alternative Teacher Preparation Program Within IHE**

	<b>HEOA - Title II 2019 - 2020 Academic Year</b>
	<b>Institution Name</b>
	<b>Institution Code</b>
	<b>State</b>

LIPSCOMB UNIVERSITY


1161

Tennessee

April 5, 2021

Assessment Information <sup>1</sup>	Group	Number Taking Assessment	Number Passing Assessment	Institutional Pass Rate	Institutional Average Scaled Score	Assessment Cut Score <sup>2</sup>	Statewide			
							Number Taking Assessment	Number Passing Assessment	Statewide Pass Rate	Statewide Average Scaled Score
<b>ELEM ED CONTENT KNOWLEDGE (DISCONTINUED) (5014)</b>  Test Company: ETS Score Range: 100-200	All enrolled students who have completed all nonclinical courses, 2019-20									
	Other enrolled students, 2019-20									
	All program completers, 2019-20									
	All program completers, 2018-19									
	All program completers, 2017-18						4			
<b>ELEM ED CONTENT KNOWLEDGE (5018)</b>  Test Company: ETS Score Range: 100-200	All enrolled students who have completed all nonclinical courses, 2019-20						19	17	89%	169
	Other enrolled students, 2019-20	24	23	96%	176	163	92	77	84%	167
	All program completers, 2019-20	13	13	100%	173	163	54	50	93%	172
	All program completers, 2018-19	16	16	100%	176	163	76	75	99%	173
	All program completers, 2017-18	21	21	100%	177	163	54	54	100%	176
<b>ELEM ED CURR INSTRUC ASSESSMENT (5017)</b>  Test Company: ETS Score Range: 100-200	All enrolled students who have completed all nonclinical courses, 2019-20						1			
	Other enrolled students, 2019-20	1				153	8			
	All program completers, 2019-20	8				153	26	23	88%	171
	All program completers, 2018-19	12	12	100%	172	153	57	57	100%	172
	All program completers, 2017-18	20	20	100%	177	153	51	51	100%	174
<b>ELEM ED MULTI SUBJ MATHEMATICS (5003)</b>  Test Company: ETS Score Range: 100-200	All enrolled students who have completed all nonclinical courses, 2019-20						13	12	92%	178
	Other enrolled students, 2019-20	14	14	100%	176	157	48	45	94%	177
	All program completers, 2019-20	1				157	6			
	All program completers, 2018-19									
	All program completers, 2017-18									


**Single Assessment Institution-Level Pass Rate Data: Alternative Teacher Preparation Program Within IHE**

	<b>HEOA - Title II 2019 - 2020 Academic Year</b>
	<b>Institution Name</b> LIPSCOMB UNIVERSITY
	<b>Institution Code</b> 1161
	<b>State</b> Tennessee

April 5, 2021

Assessment Information <sup>1</sup>	Group	Number Taking Assessment	Number Passing Assessment	Institutional Pass Rate	Institutional Average Scaled Score	Assessment Cut Score <sup>2</sup>	Statewide			
							Number Taking Assessment	Number Passing Assessment	Statewide Pass Rate	Statewide Average Scaled Score
<b>ELEM ED MULTI SUBJ READING LANG ARTS (5002)</b>  Test Company: ETS Score Range: 100-200	All enrolled students who have completed all nonclinical courses, 2019-20						13	13	100%	175
	Other enrolled students, 2019-20	14	14	100%	176	157	48	47	98%	174
	All program completers, 2019-20	1				157	6			
	All program completers, 2018-19									
	All program completers, 2017-18									
<b>ELEM ED MULTI SUBJ SCIENCES (5005)</b>  Test Company: ETS Score Range: 100-200	All enrolled students who have completed all nonclinical courses, 2019-20						13	13	100%	176
	Other enrolled students, 2019-20	14	14	100%	174	159	47	44	94%	172
	All program completers, 2019-20	1				159	6			
	All program completers, 2018-19									
	All program completers, 2017-18									
<b>ELEM ED MULTI SUBJ SOCIAL STUDIES (5004)</b>  Test Company: ETS Score Range: 100-200	All enrolled students who have completed all nonclinical courses, 2019-20						13	13	100%	171
	Other enrolled students, 2019-20	14	14	100%	179	155	47	44	94%	175
	All program completers, 2019-20	1				155	6			
	All program completers, 2018-19									
	All program completers, 2017-18									
<b>ENGLISH LANGUAGE ARTS: CK (5038)</b>  Test Company: ETS Score Range: 100-200	All enrolled students who have completed all nonclinical courses, 2019-20						17	17	100%	182
	Other enrolled students, 2019-20	24	24	100%	180	167	91	85	93%	177
	All program completers, 2019-20	6				167	45	44	98%	178
	All program completers, 2018-19	12	12	100%	183	167	84	80	95%	178
	All program completers, 2017-18	13	13	100%	182	167	52	52	100%	179


**Single Assessment Institution-Level Pass Rate Data: Alternative Teacher Preparation Program Within IHE**

	<b>HEOA - Title II 2019 - 2020 Academic Year</b>
	LIPSCOMB UNIVERSITY
	1161
	Tennessee

April 5, 2021

Assessment Information <sup>1</sup>	Group	Number Taking Assessment	Number Passing Assessment	Institutional Pass Rate	Institutional Average Scaled Score	Assessment Cut Score <sup>2</sup>	Statewide			
							Number Taking Assessment	Number Passing Assessment	Statewide Pass Rate	Statewide Average Scaled Score
<b>ENGLISH TO SPEAKERS OF OTHER LANGUAGES (DISC) (5361)</b>  Test Company: ETS Score Range: 100-200	All enrolled students who have completed all nonclinical courses, 2019-20									
	Other enrolled students, 2019-20						1			
	All program completers, 2019-20	1				143	6			
	All program completers, 2018-19	4				143	13	13	100%	159
	All program completers, 2017-18	7				143	11	11	100%	158
<b>ENGLISH TO SPEAKERS OF OTHER LANGUAGES (5362)</b>  Test Company: ETS Score Range: 100-200	All enrolled students who have completed all nonclinical courses, 2019-20						8			
	Other enrolled students, 2019-20	28	28	100%	175	155	58	58	100%	176
	All program completers, 2019-20	5				155	9			
	All program completers, 2018-19	10	10	100%	178	155	16	16	100%	173
	All program completers, 2017-18	1				155	3			
<b>FAMILY AND CONSUMER SCIENCES (5122)</b>  Test Company: ETS Score Range: 100-200	All enrolled students who have completed all nonclinical courses, 2019-20									
	Other enrolled students, 2019-20						3			
	All program completers, 2019-20						2			
	All program completers, 2018-19	1				153	4			
	All program completers, 2017-18						4			
<b>FRENCH WORLD LANGUAGE (5174)</b>  Test Company: ETS Score Range: 100-200	All enrolled students who have completed all nonclinical courses, 2019-20						1			
	Other enrolled students, 2019-20	1				160	5			
	All program completers, 2019-20						5			
	All program completers, 2018-19	1				160	4			
	All program completers, 2017-18						5			


**Single Assessment Institution-Level Pass Rate Data: Alternative Teacher Preparation Program Within IHE**

	<b>HEOA - Title II 2019 - 2020 Academic Year</b>
	LIPSCOMB UNIVERSITY
	1161
	Tennessee

April 5, 2021

Assessment Information <sup>1</sup>	Group	Number Taking Assessment	Number Passing Assessment	Institutional Pass Rate	Institutional Average Scaled Score	Assessment Cut Score <sup>2</sup>	Statewide				
							Number Taking Assessment	Number Passing Assessment	Statewide Pass Rate	Statewide Average Scaled Score	
<b>GEOGRAPHY (5921)</b>  Test Company: ETS Score Range: 100-200	All enrolled students who have completed all nonclinical courses, 2019-20										
	Other enrolled students, 2019-20										
	All program completers, 2019-20										
	All program completers, 2018-19						1				
	All program completers, 2017-18										
<b>GERMAN WORLD LANGUAGE (5183)</b>  Test Company: ETS Score Range: 100-200	All enrolled students who have completed all nonclinical courses, 2019-20										
	Other enrolled students, 2019-20										
	All program completers, 2019-20										
	All program completers, 2018-19										
	All program completers, 2017-18						1				
<b>GIFTED EDUCATION (5358)</b>  Test Company: ETS Score Range: 100-200	All enrolled students who have completed all nonclinical courses, 2019-20						1				
	Other enrolled students, 2019-20										
	All program completers, 2019-20										
	All program completers, 2018-19										
	All program completers, 2017-18										
<b>GOVERNMENT POLITICAL SCIENCE (5931)</b>  Test Company: ETS Score Range: 100-200	All enrolled students who have completed all nonclinical courses, 2019-20										
	Other enrolled students, 2019-20	1				149	4				
	All program completers, 2019-20	1				149	4				
	All program completers, 2018-19						5				
	All program completers, 2017-18						1				

**Single Assessment Institution-Level Pass Rate Data: Alternative Teacher Preparation Program Within IHE**

	<b>HEOA - Title II 2019 - 2020 Academic Year</b>
	<b>Institution Name</b>
	<b>Institution Code</b>
	<b>State</b>

LIPSCOMB UNIVERSITY


1161

Tennessee

April 5, 2021

Assessment Information <sup>1</sup>	Group	Number Taking Assessment	Number Passing Assessment	Institutional Pass Rate	Institutional Average Scaled Score	Assessment Cut Score <sup>2</sup>	Statewide			
							Number Taking Assessment	Number Passing Assessment	Statewide Pass Rate	Statewide Average Scaled Score
<b>HEALTH EDUCATION (5551)</b>  Test Company: ETS Score Range: 100-200	All enrolled students who have completed all nonclinical courses, 2019-20						1			
	Other enrolled students, 2019-20	1				144	4			
	All program completers, 2019-20	1				144	4			
	All program completers, 2018-19						5			
	All program completers, 2017-18						3			
<b>LATIN (5601)</b>  Test Company: ETS Score Range: 100-200	All enrolled students who have completed all nonclinical courses, 2019-20									
	Other enrolled students, 2019-20	1				148	3			
	All program completers, 2019-20									
	All program completers, 2018-19									
	All program completers, 2017-18						2			
<b>LIBRARY MEDIA SPECIALIST (5311)</b>  Test Company: ETS Score Range: 100-200	All enrolled students who have completed all nonclinical courses, 2019-20									
	Other enrolled students, 2019-20						4			
	All program completers, 2019-20						1			
	All program completers, 2018-19									
	All program completers, 2017-18						4			
<b>MARKETING EDUCATION (5561)</b>  Test Company: ETS Score Range: 100-200	All enrolled students who have completed all nonclinical courses, 2019-20									
	Other enrolled students, 2019-20						1			
	All program completers, 2019-20	2				169	3			
	All program completers, 2018-19									
	All program completers, 2017-18									

**Single Assessment Institution-Level Pass Rate Data: Alternative Teacher Preparation Program Within IHE**


	<b>HEOA - Title II 2019 - 2020 Academic Year</b>
	<b>Institution Name</b> LIPSCOMB UNIVERSITY
	<b>Institution Code</b> 1161
	<b>State</b> Tennessee

April 5, 2021

Assessment Information <sup>1</sup>	Group	Number Taking Assessment	Number Passing Assessment	Institutional Pass Rate	Institutional Average Scaled Score	Assessment Cut Score <sup>2</sup>	Statewide			
							Number Taking Assessment	Number Passing Assessment	Statewide Pass Rate	Statewide Average Scaled Score
<b>MATHEMATICS CONTENT KNOWLEDGE (5161)</b>  Test Company: ETS Score Range: 100-200	All enrolled students who have completed all nonclinical courses, 2019-20						11	9	82%	165
	Other enrolled students, 2019-20	13	12	92%	168	160	67	51	76%	164
	All program completers, 2019-20						23	21	91%	167
	All program completers, 2018-19	8				160	40	35	88%	164
	All program completers, 2017-18	7				160	25	24	96%	172
<b>MIDDLE SCHOOL CONTENT KNOWLEDGE (5146)</b>  Test Company: ETS Score Range: 100-200	All enrolled students who have completed all nonclinical courses, 2019-20									
	Other enrolled students, 2019-20						3			
	All program completers, 2019-20						2			
	All program completers, 2018-19	1				150	11	11	100%	161
	All program completers, 2017-18	1				150	18	18	100%	165
<b>MIDDLE SCHOOL ENG LANG ARTS (5047)</b>  Test Company: ETS Score Range: 100-200	All enrolled students who have completed all nonclinical courses, 2019-20									
	Other enrolled students, 2019-20						4			
	All program completers, 2019-20	3				164	6			
	All program completers, 2018-19	2				164	5			
	All program completers, 2017-18	10	10	100%	177	164	11	11	100%	177
<b>MIDDLE SCHOOL MATHEMATICS (5169)</b>  Test Company: ETS Score Range: 100-200	All enrolled students who have completed all nonclinical courses, 2019-20						4			
	Other enrolled students, 2019-20	8				165	34	32	94%	174
	All program completers, 2019-20	6				165	16	15	94%	177
	All program completers, 2018-19	9				165	21	21	100%	179
	All program completers, 2017-18	8				165	13	13	100%	176



**Single Assessment Institution-Level Pass Rate Data: Alternative Teacher Preparation Program Within IHE**


	<b>HEOA - Title II 2019 - 2020 Academic Year</b>
	<b>Institution Name</b>
	<b>Institution Code</b>
	<b>State</b>

LIPSCOMB UNIVERSITY  
1161  
Tennessee

April 5, 2021

Assessment Information <sup>1</sup>	Group	Number Taking Assessment	Number Passing Assessment	Institutional Pass Rate	Institutional Average Scaled Score	Assessment Cut Score <sup>2</sup>	Statewide			
							Number Taking Assessment	Number Passing Assessment	Statewide Pass Rate	Statewide Average Scaled Score
<b>MIDDLE SCHOOL SCIENCE (5440)</b>  Test Company: ETS Score Range: 100-200	All enrolled students who have completed all nonclinical courses, 2019-20						1			
	Other enrolled students, 2019-20	6				150	17	17	100%	164
	All program completers, 2019-20	1				150	2			
	All program completers, 2018-19	4				150	7			
	All program completers, 2017-18	2				150	5			
<b>MIDDLE SCHOOL SOCIAL STUDIES (5089)</b>  Test Company: ETS Score Range: 100-200	All enrolled students who have completed all nonclinical courses, 2019-20									
	Other enrolled students, 2019-20	2				146	7			
	All program completers, 2019-20						1			
	All program completers, 2018-19	1				146	3			
	All program completers, 2017-18	15	15	100%	185	146	15	15	100%	185
<b>MUSIC CONTENT &amp; INSTRUCTION (5114)</b>  Test Company: ETS Score Range: 100-200	All enrolled students who have completed all nonclinical courses, 2019-20						3			
	Other enrolled students, 2019-20	2				162	10	6	60%	157
	All program completers, 2019-20						5			
	All program completers, 2018-19						8			
	All program completers, 2017-18						6			
<b>PHYSICAL ED CONTENT AND DESIGN (5095)</b>  Test Company: ETS Score Range: 100-200	All enrolled students who have completed all nonclinical courses, 2019-20						8			
	Other enrolled students, 2019-20						32	16	50%	161
	All program completers, 2019-20	1				169	17	17	100%	171
	All program completers, 2018-19	1				169	22	21	95%	171
	All program completers, 2017-18	3				169	23	21	91%	168


**Single Assessment Institution-Level Pass Rate Data: Alternative Teacher Preparation Program Within IHE**

	<b>HEOA - Title II 2019 - 2020 Academic Year</b>
	<b>Institution Name</b> LIPSCOMB UNIVERSITY
	<b>Institution Code</b> 1161
	<b>State</b> Tennessee

April 5, 2021

Assessment Information <sup>1</sup>	Group	Number Taking Assessment	Number Passing Assessment	Institutional Pass Rate	Institutional Average Scaled Score	Assessment Cut Score <sup>2</sup>	Statewide			
							Number Taking Assessment	Number Passing Assessment	Statewide Pass Rate	Statewide Average Scaled Score
<b>PHYSICS CONTENT KNOWLEDGE (5265)</b>  Test Company: ETS Score Range: 100-200	All enrolled students who have completed all nonclinical courses, 2019-20									
	Other enrolled students, 2019-20	1				144	6			
	All program completers, 2019-20						4			
	All program completers, 2018-19						1			
	All program completers, 2017-18	1				144	1			
<b>PRINC LEARNING AND TEACHING 5-9 (5623)</b>  Test Company: ETS Score Range: 100-200	All enrolled students who have completed all nonclinical courses, 2019-20						1			
	Other enrolled students, 2019-20	1				160	10	9	90%	175
	All program completers, 2019-20	1				160	12	11	92%	171
	All program completers, 2018-19	20	20	100%	182	160	44	44	100%	178
	All program completers, 2017-18	30	30	100%	183	160	63	63	100%	178
<b>PRINC LEARNING AND TEACHING 7-12 (5624)</b>  Test Company: ETS Score Range: 100-200	All enrolled students who have completed all nonclinical courses, 2019-20						8			
	Other enrolled students, 2019-20	4				157	72	62	86%	169
	All program completers, 2019-20	14	14	100%	177	157	116	115	99%	174
	All program completers, 2018-19	41	41	100%	181	157	276	271	98%	175
	All program completers, 2017-18	30	30	100%	183	157	248	242	98%	176
<b>PRINC LEARNING AND TEACHING EARLY CHILD (5621)</b>  Test Company: ETS Score Range: 100-200	All enrolled students who have completed all nonclinical courses, 2019-20									
	Other enrolled students, 2019-20	1				157	9			
	All program completers, 2019-20						5			
	All program completers, 2018-19						6			
	All program completers, 2017-18	1				157	6			


**Single Assessment Institution-Level Pass Rate Data: Alternative Teacher Preparation Program Within IHE**

	<b>HEOA - Title II 2019 - 2020 Academic Year</b>
	LIPSCOMB UNIVERSITY
	1161
	Tennessee

April 5, 2021

Assessment Information <sup>1</sup>	Group	Number Taking Assessment	Number Passing Assessment	Institutional Pass Rate	Institutional Average Scaled Score	Assessment Cut Score <sup>2</sup>	Statewide			
							Number Taking Assessment	Number Passing Assessment	Statewide Pass Rate	Statewide Average Scaled Score
<b>PRINC LEARNING AND TEACHING K-6 (5622)</b>  Test Company: ETS Score Range: 100-200	All enrolled students who have completed all nonclinical courses, 2019-20						6			
	Other enrolled students, 2019-20	1				160	46	40	87%	167
	All program completers, 2019-20	6				160	51	49	96%	173
	All program completers, 2018-19	23	23	100%	180	160	94	94	100%	176
	All program completers, 2017-18	23	23	100%	179	160	92	90	98%	176
<b>PSYCHOLOGY (5391)</b>  Test Company: ETS Score Range: 100-200	All enrolled students who have completed all nonclinical courses, 2019-20						1			
	Other enrolled students, 2019-20						3			
	All program completers, 2019-20						1			
	All program completers, 2018-19						2			
	All program completers, 2017-18						1			
<b>SE CK AND MILD TO MODERATE APPL (5543)</b>  Test Company: ETS Score Range: 100-200	All enrolled students who have completed all nonclinical courses, 2019-20						31	31	100%	165
	Other enrolled students, 2019-20	70	70	100%	171	158	147	143	97%	168
	All program completers, 2019-20	15	15	100%	171	158	62	61	98%	167
	All program completers, 2018-19	28	28	100%	171	158	78	78	100%	169
	All program completers, 2017-18	15	15	100%	174	158	61	60	98%	167
<b>SE CK AND SEVERE TO PROF APPL (5545)</b>  Test Company: ETS Score Range: 100-200	All enrolled students who have completed all nonclinical courses, 2019-20						5			
	Other enrolled students, 2019-20	2				158	28	26	93%	173
	All program completers, 2019-20						12	12	100%	176
	All program completers, 2018-19						8			
	All program completers, 2017-18						7			


**Single Assessment Institution-Level Pass Rate Data: Alternative Teacher Preparation Program Within IHE**

	<b>HEOA - Title II 2019 - 2020 Academic Year</b>
	LIPSCOMB UNIVERSITY
	1161
	Tennessee

April 5, 2021

Assessment Information <sup>1</sup>	Group	Number Taking Assessment	Number Passing Assessment	Institutional Pass Rate	Institutional Average Scaled Score	Assessment Cut Score <sup>2</sup>	Statewide			
							Number Taking Assessment	Number Passing Assessment	Statewide Pass Rate	Statewide Average Scaled Score
<b>SE CORE KNOWLEDGE &amp; APPLICATIONS (5354)</b>  Test Company: ETS Score Range: 100-200	All enrolled students who have completed all nonclinical courses, 2019-20						1			
	Other enrolled students, 2019-20						4			
	All program completers, 2019-20						1			
	All program completers, 2018-19						3			
	All program completers, 2017-18									
<b>SE: PRESCHOOL EARLY CHILDHOOD (5691)</b>  Test Company: ETS Score Range: 100-200	All enrolled students who have completed all nonclinical courses, 2019-20									
	Other enrolled students, 2019-20						3			
	All program completers, 2019-20						1			
	All program completers, 2018-19						3			
	All program completers, 2017-18									
<b>SOCIOLOGY (5952)</b>  Test Company: ETS Score Range: 100-200	All enrolled students who have completed all nonclinical courses, 2019-20									
	Other enrolled students, 2019-20						1			
	All program completers, 2019-20						1			
	All program completers, 2018-19									
	All program completers, 2017-18						1			
<b>SPANISH WORLD LANGUAGE (5195)</b>  Test Company: ETS Score Range: 100-200	All enrolled students who have completed all nonclinical courses, 2019-20						7			
	Other enrolled students, 2019-20	5				163	26	18	69%	170
	All program completers, 2019-20	3				163	13	13	100%	173
	All program completers, 2018-19	3				163	25	25	100%	178
	All program completers, 2017-18	2				163	25	22	88%	171

**Single Assessment Institution-Level Pass Rate Data: Alternative Teacher Preparation Program Within IHE**


	<b>HEOA - Title II 2019 - 2020 Academic Year</b>
	<b>Institution Name</b>
	<b>Institution Code</b>
	<b>State</b>

LIPSCOMB UNIVERSITY
1161
Tennessee

April 5, 2021

Assessment Information <sup>1</sup>	Group	Number Taking Assessment	Number Passing Assessment	Institutional Pass Rate	Institutional Average Scaled Score	Assessment Cut Score <sup>2</sup>	Statewide			
							Number Taking Assessment	Number Passing Assessment	Statewide Pass Rate	Statewide Average Scaled Score
<b>SPEECH COMMUNICATION: CK (5221)</b>  Test Company: ETS Score Range: 100-200	All enrolled students who have completed all nonclinical courses, 2019-20									
	Other enrolled students, 2019-20									
	All program completers, 2019-20	1				144	1			
	All program completers, 2018-19						2			
	All program completers, 2017-18									
<b>TEACHING READING: ELEM EDUCATION (5203)</b>  Test Company: ETS Score Range: 100-200	All enrolled students who have completed all nonclinical courses, 2019-20						26	23	88%	171
	Other enrolled students, 2019-20	34	30	88%	176	162	110	88	80%	170
	All program completers, 2019-20	38	38	100%	175	162	142	138	97%	173
	All program completers, 2018-19	58	58	100%	177	162	211	205	97%	173
	All program completers, 2017-18	62	62	100%	181	162	180	175	97%	175
<b>TEACHING READING: ELEMENTARY (5205)</b>  Test Company: ETS Score Range: 100-200	All enrolled students who have completed all nonclinical courses, 2019-20						3			
	Other enrolled students, 2019-20	4				159	5			
	All program completers, 2019-20									
	All program completers, 2018-19									
	All program completers, 2017-18									
<b>TECHNOLOGY EDUCATION (5051)</b>  Test Company: ETS Score Range: 100-200	All enrolled students who have completed all nonclinical courses, 2019-20									
	Other enrolled students, 2019-20									
	All program completers, 2019-20									
	All program completers, 2018-19						1			
	All program completers, 2017-18						3			

**Single Assessment Institution-Level Pass Rate Data: Alternative Teacher Preparation Program Within IHE**

	<b>HEOA - Title II 2019 - 2020 Academic Year</b>
	<b>Institution Name</b>
	<b>Institution Code</b>
	<b>State</b>

LIPSCOMB UNIVERSITY


1161

Tennessee

April 5, 2021

Assessment Information <sup>1</sup>	Group	Number Taking Assessment	Number Passing Assessment	Institutional Pass Rate	Institutional Average Scaled Score	Assessment Cut Score <sup>2</sup>	Statewide			
							Number Taking Assessment	Number Passing Assessment	Statewide Pass Rate	Statewide Average Scaled Score
<b>THEATRE (5641)</b>  Test Company: ETS Score Range: 100-200	All enrolled students who have completed all nonclinical courses, 2019-20									
	Other enrolled students, 2019-20						5			
	All program completers, 2019-20						3			
	All program completers, 2018-19	1				159	3			
	All program completers, 2017-18						4			
<b>WORLD AND U.S. HISTORY CK (5941)</b>  Test Company: ETS Score Range: 100-200	All enrolled students who have completed all nonclinical courses, 2019-20						15	11	73%	162
	Other enrolled students, 2019-20	6				157	32	23	72%	160
	All program completers, 2019-20	6				157	31	31	100%	162
	All program completers, 2018-19	9				157	46	45	98%	165
	All program completers, 2017-18	2				157	24	23	96%	158
<b>EDTPA: AGRICULTURAL EDUCATION (TPA0100)</b>  Test Company: E.S. Pearson* Score Range: 15-75	All enrolled students who have completed all nonclinical courses, 2019-20									
	Other enrolled students, 2019-20									
	All program completers, 2019-20						3			
	All program completers, 2018-19									
	All program completers, 2017-18									
<b>EDTPA: FAMILY AND CONSUMER SCIENCES (TPA0117)</b>  Test Company: E.S. Pearson* Score Range: 15-75	All enrolled students who have completed all nonclinical courses, 2019-20									
	Other enrolled students, 2019-20									
	All program completers, 2019-20									
	All program completers, 2018-19						1			
	All program completers, 2017-18						1			


Single Assessment Institution-Level Pass Rate Data: Alternative Teacher Preparation Program Within IHE

	<b>HEOA - Title II</b> <b>2019 - 2020 Academic Year</b>	
	Institution Name	LIPSCOMB UNIVERSITY
	Institution Code	1161
	State	Tennessee

April 5, 2021

Assessment Information <sup>1</sup>	Group	Number Taking Assessment	Number Passing Assessment	Institutional Pass Rate	Institutional Average Scaled Score	Assessment Cut Score <sup>2</sup>	Statewide			
							Number Taking Assessment	Number Passing Assessment	Statewide Pass Rate	Statewide Average Scaled Score
<b>EDTPA: BUSINESS EDUCATION (TPA0102)</b>  Test Company: E.S. Pearson* Score Range: 15-75	All enrolled students who have completed all nonclinical courses, 2019-20									
	Other enrolled students, 2019-20						1			
	All program completers, 2019-20	1				40	6			
	All program completers, 2018-19						1			
	All program completers, 2017-18	1				37	3			
<b>EDTPA: CLASSICAL LANGUAGES (TPA0104)</b>  Test Company: E.S. Pearson* Score Range: 13-65	All enrolled students who have completed all nonclinical courses, 2019-20									
	Other enrolled students, 2019-20	1				35	1			
	All program completers, 2019-20						1			
	All program completers, 2018-19									
	All program completers, 2017-18									
<b>EDTPA: EARLY CHILDHOOD (TPA0014)</b>  Test Company: E.S. Pearson* Score Range: 15-75	All enrolled students who have completed all nonclinical courses, 2019-20									
	Other enrolled students, 2019-20	1				40	1			
	All program completers, 2019-20	1				40	3			
	All program completers, 2018-19						3			
	All program completers, 2017-18									
<b>EDTPA: ELEM ED LITERACY WITH MATHEMATICS TASK 4 (TPA0110)</b>  Test Company: E.S. Pearson* Score Range: 18-90	All enrolled students who have completed all nonclinical courses, 2019-20									
	Other enrolled students, 2019-20									
	All program completers, 2019-20						4			
	All program completers, 2018-19									
	All program completers, 2017-18									

**Single Assessment Institution-Level Pass Rate Data: Alternative Teacher Preparation Program Within IHE**

	<b>HEOA - Title II 2019 - 2020 Academic Year</b>
	<b>Institution Name</b>
	<b>Institution Code</b>
	<b>State</b>

LIPSCOMB UNIVERSITY

1161


Tennessee

April 5, 2021


Assessment Information <sup>1</sup>	Group	Number Taking Assessment	Number Passing Assessment	Institutional Pass Rate	Institutional Average Scaled Score	Assessment Cut Score <sup>2</sup>	Statewide			
							Number Taking Assessment	Number Passing Assessment	Statewide Pass Rate	Statewide Average Scaled Score
<b>EDTPA: ELEMENTARY LITERACY (TPA0001)</b>  Test Company: E.S. Pearson* Score Range: 15-75	All enrolled students who have completed all nonclinical courses, 2019-20									
	Other enrolled students, 2019-20	3				40	6			
	All program completers, 2019-20	10	10	100%	46	40	23	23	100%	47
	All program completers, 2018-19	4				37	15	15	100%	47
	All program completers, 2017-18	3				37	5			
<b>EDTPA: ELEMENTARY MATHEMATICS (TPA0002)</b>  Test Company: E.S. Pearson* Score Range: 15-75	All enrolled students who have completed all nonclinical courses, 2019-20						1			
	Other enrolled students, 2019-20									
	All program completers, 2019-20	1				40	5			
	All program completers, 2018-19	1				37	12	12	100%	47
	All program completers, 2017-18						1			
<b>EDTPA: ENGLISH AS AN ADDITIONAL LANGUAGE (TPA0115)</b>  Test Company: E.S. Pearson* Score Range: 15-75	All enrolled students who have completed all nonclinical courses, 2019-20									
	Other enrolled students, 2019-20	2				40	5			
	All program completers, 2019-20	1				40	7			
	All program completers, 2018-19	2				37	9			
	All program completers, 2017-18	1				37	2			
<b>EDTPA: HEALTH EDUCATION (TPA0119)</b>  Test Company: E.S. Pearson* Score Range: 15-75	All enrolled students who have completed all nonclinical courses, 2019-20									
	Other enrolled students, 2019-20									
	All program completers, 2019-20						1			
	All program completers, 2018-19									
	All program completers, 2017-18									



**Single Assessment Institution-Level Pass Rate Data: Alternative Teacher Preparation Program Within IHE**

		<p align="center"><b>HEOA - Title II 2019 - 2020 Academic Year</b></p>								
<b>Institution Name</b>		LIPSCOMB UNIVERSITY								
<b>Institution Code</b>		1161								
<b>State</b>		Tennessee								
							April 5, 2021			
Assessment Information <sup>1</sup>	Group	Number Taking Assessment	Number Passing Assessment	Institutional Pass Rate	Institutional Average Scaled Score	Assessment Cut Score <sup>2</sup>	Statewide			
							Number Taking Assessment	Number Passing Assessment	Statewide Pass Rate	Statewide Average Scaled Score
<b>EDTPA: K-12 PERFORMING ARTS (TPA0021)</b>  Test Company: E.S. Pearson* Score Range: 15-75	All enrolled students who have completed all nonclinical courses, 2019-20									
	Other enrolled students, 2019-20						1			
	All program completers, 2019-20						3			
	All program completers, 2018-19						3			
	All program completers, 2017-18									
<b>EDTPA: K-12 PHYSICAL EDUCATION (TPA0011)</b>  Test Company: E.S. Pearson* Score Range: 15-75	All enrolled students who have completed all nonclinical courses, 2019-20						2			
	Other enrolled students, 2019-20						3			
	All program completers, 2019-20	1				40	4			
	All program completers, 2018-19						4			
	All program completers, 2017-18	1				37	2			
<b>EDTPA: MIDDLE CHILDHOOD ENGLISH LANGUAGE ARTS (TPA0018)</b>  Test Company: E.S. Pearson* Score Range: 15-75	All enrolled students who have completed all nonclinical courses, 2019-20									
	Other enrolled students, 2019-20						1			
	All program completers, 2019-20	3				40	5			
	All program completers, 2018-19						1			
	All program completers, 2017-18									
<b>EDTPA: MIDDLE CHILDHOOD HISTORY-SOCIAL STUDIES (TPA0019)</b>  Test Company: E.S. Pearson* Score Range: 15-75	All enrolled students who have completed all nonclinical courses, 2019-20									
	Other enrolled students, 2019-20									
	All program completers, 2019-20									
	All program completers, 2018-19									
	All program completers, 2017-18						1			

**Single Assessment Institution-Level Pass Rate Data: Alternative Teacher Preparation Program Within IHE**

	<b>HEOA - Title II 2019 - 2020 Academic Year</b>
	<b>Institution Name</b>
	<b>Institution Code</b>
	<b>State</b>

LIPSCOMB UNIVERSITY


1161

Tennessee

April 5, 2021

Assessment Information <sup>1</sup>	Group	Number Taking Assessment	Number Passing Assessment	Institutional Pass Rate	Institutional Average Scaled Score	Assessment Cut Score <sup>2</sup>	Statewide			
							Number Taking Assessment	Number Passing Assessment	Statewide Pass Rate	Statewide Average Scaled Score
<b>EDTPA: MIDDLE CHILDHOOD MATHEMATICS (TPA0016)</b>  Test Company: E.S. Pearson* Score Range: 15-75	All enrolled students who have completed all nonclinical courses, 2019-20									
	Other enrolled students, 2019-20						1			
	All program completers, 2019-20	3				40	8			
	All program completers, 2018-19						2			
	All program completers, 2017-18									
<b>EDTPA: MIDDLE CHILDHOOD SCIENCE (TPA0017)</b>  Test Company: E.S. Pearson* Score Range: 15-75	All enrolled students who have completed all nonclinical courses, 2019-20									
	Other enrolled students, 2019-20	2				40	2			
	All program completers, 2019-20	1				40	1			
	All program completers, 2018-19						1			
	All program completers, 2017-18									
<b>EDTPA: SECONDARY ENGLISH LANGUAGE ARTS (TPA0003)</b>  Test Company: E.S. Pearson* Score Range: 15-75	All enrolled students who have completed all nonclinical courses, 2019-20									
	Other enrolled students, 2019-20						3			
	All program completers, 2019-20	4				40	29	29	100%	46
	All program completers, 2018-19	1				37	16	16	100%	48
	All program completers, 2017-18	2				37	4			
<b>EDTPA: SECONDARY HISTORY-SOCIAL STUDIES (TPA0004)</b>  Test Company: E.S. Pearson* Score Range: 15-75	All enrolled students who have completed all nonclinical courses, 2019-20						1			
	Other enrolled students, 2019-20						3			
	All program completers, 2019-20	3				40	16	16	100%	45
	All program completers, 2018-19	1				37	12	12	100%	47
	All program completers, 2017-18	1				37	2			

**Single Assessment Institution-Level Pass Rate Data: Alternative Teacher Preparation Program Within IHE**

	<b>HEOA - Title II 2019 - 2020 Academic Year</b>
	<b>Institution Name</b>
	<b>Institution Code</b>
	<b>State</b>

LIPSCOMB UNIVERSITY


1161

Tennessee

April 5, 2021

Assessment Information <sup>1</sup>	Group	Number Taking Assessment	Number Passing Assessment	Institutional Pass Rate	Institutional Average Scaled Score	Assessment Cut Score <sup>2</sup>	Statewide			
							Number Taking Assessment	Number Passing Assessment	Statewide Pass Rate	Statewide Average Scaled Score
<b>EDTPA: SECONDARY MATHEMATICS (TPA0005)</b>  Test Company: E.S. Pearson* Score Range: 15-75	All enrolled students who have completed all nonclinical courses, 2019-20						1			
	Other enrolled students, 2019-20						7			
	All program completers, 2019-20						14	13	93%	41
	All program completers, 2018-19						8			
	All program completers, 2017-18	1					37	3		
<b>EDTPA: SECONDARY SCIENCE (TPA0006)</b>  Test Company: E.S. Pearson* Score Range: 15-75	All enrolled students who have completed all nonclinical courses, 2019-20						2			
	Other enrolled students, 2019-20						5			
	All program completers, 2019-20	2				40	19	17	89%	43
	All program completers, 2018-19						15	14	93%	44
	All program completers, 2017-18						3			
<b>EDTPA: SPECIAL EDUCATION (TPA0012)</b>  Test Company: E.S. Pearson* Score Range: 15-75	All enrolled students who have completed all nonclinical courses, 2019-20						10	4	40%	37
	Other enrolled students, 2019-20	17	15	88%	44	40	23	19	83%	43
	All program completers, 2019-20	2				40	27	26	96%	45
	All program completers, 2018-19	5				37	19	18	95%	44
	All program completers, 2017-18						6			
<b>EDTPA: TECHNOLOGY AND ENGINEERING EDUCATION (TPA0143)</b>  Test Company: E.S. Pearson* Score Range: 15-75	All enrolled students who have completed all nonclinical courses, 2019-20									
	Other enrolled students, 2019-20									
	All program completers, 2019-20									
	All program completers, 2018-19									
	All program completers, 2017-18						2			

**Single Assessment Institution-Level Pass Rate Data: Alternative Teacher Preparation Program Within IHE**

	<b>HEOA - Title II 2019 - 2020 Academic Year</b>
	<b>Institution Name</b>
	<b>Institution Code</b>
	<b>State</b>

LIPSCOMB UNIVERSITY

1161

Tennessee

April 5, 2021

Assessment Information <sup>1</sup>	Group	Number Taking Assessment	Number Passing Assessment	Institutional Pass Rate	Institutional Average Scaled Score	Assessment Cut Score <sup>2</sup>	Statewide			
							Number Taking Assessment	Number Passing Assessment	Statewide Pass Rate	Statewide Average Scaled Score
<b>EDTPA: VISUAL ARTS (TPA0015)</b>  Test Company: E.S. Pearson* Score Range: 15-75	All enrolled students who have completed all nonclinical courses, 2019-20									
	Other enrolled students, 2019-20						1			
	All program completers, 2019-20	1				40	3			
	All program completers, 2018-19						2			
	All program completers, 2017-18									
<b>EDTPA: WORLD LANGUAGES (TPA0020)</b>  Test Company: E.S. Pearson* Score Range: 13-65	All enrolled students who have completed all nonclinical courses, 2019-20						1			
	Other enrolled students, 2019-20						4			
	All program completers, 2019-20	2				35	10	10	100%	41
	All program completers, 2018-19						4			
	All program completers, 2017-18						5			
<b>MATHEMATICS (MIDDLE GRADES AND EARLY SECONDARY) (ESP0105)</b>  Test Company: E.S. Pearson* Score Range: 100-300	All enrolled students who have completed all nonclinical courses, 2019-20									
	Other enrolled students, 2019-20	2				220	2			
	All program completers, 2019-20									
	All program completers, 2018-19									
	All program completers, 2017-18									
<b>MATHEMATICS (ESP0304)</b>  Test Company: E.S. Pearson* Score Range: 100-300	All enrolled students who have completed all nonclinical courses, 2019-20						2			
	Other enrolled students, 2019-20						12	10	83%	228
	All program completers, 2019-20						1			
	All program completers, 2018-19						1			
	All program completers, 2017-18									

Note: In cases where there are less than ten students taking the assessment or license/certificate, the number passing and pass rate are not reported.

<sup>1</sup>Tests with multiple delivery options (computer, paper, etc.) will be noted with the assessment code for one format only.

<sup>2</sup>Cut scores may vary for groups depending upon when the cut scores are established by the state and when each group completed their teacher certification or licensure assessment.

\*Questions regarding tests listed by this testing company must be addressed to your state Title II Coordinator.